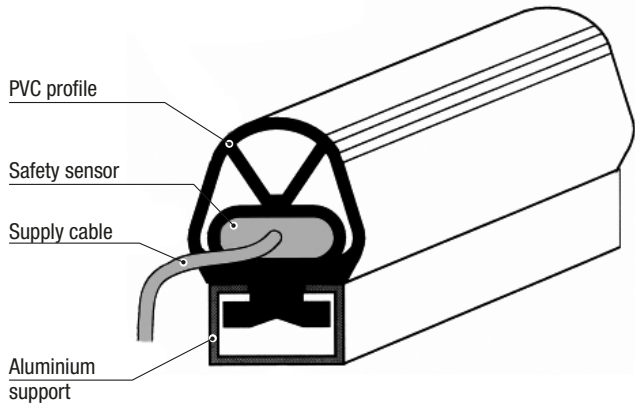
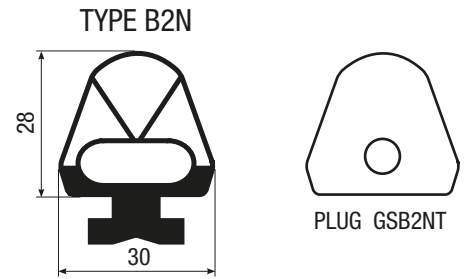


EDGE TYPE "B2N"

Profile made of black PVC for edges type B2N. The edges feature a sensor on the bottom part of the profile so to ensure sensitivity with front side operations, as well as with a max. angle of $\pm 45^\circ$. The ends of the profile are sealed with polyurethane resin to ensure better watertight property.

Different lengths of the outlet cable available upon request (please indicate when ordering).

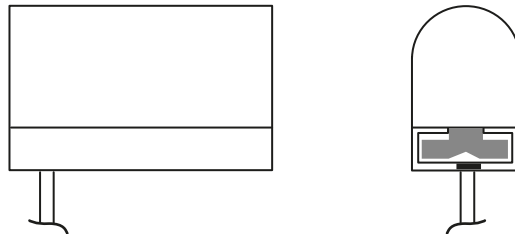


SUPPLY CABLE OUTLET

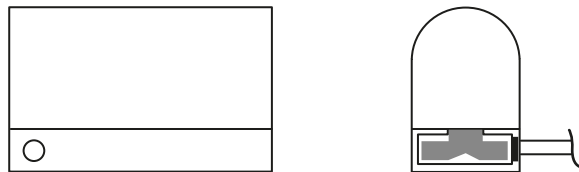
"UT" | Head outlet (standard)



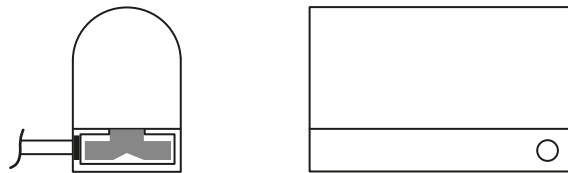
"UI" | Bottom outlet



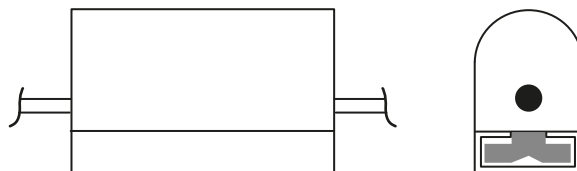
"ULDX" | Right side outlet



"ULSX" | Left side outlet



"CSCS" | Double outlet of cable

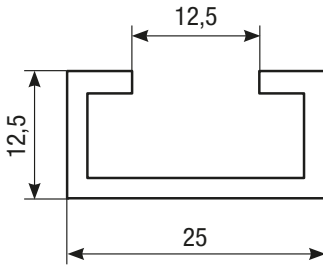


INFORMATION REQUIRED FOR COMPLETING THE SENSITIVE EDGE

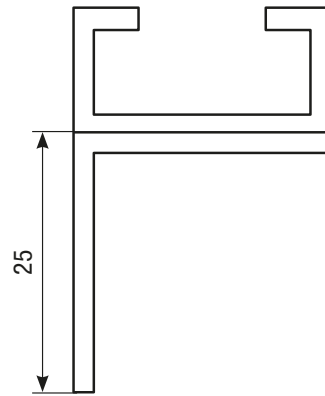
The edges are supplied complete with an aluminium profile required for fastening.
Three types of supports are available.

FASTENING SUPPORT

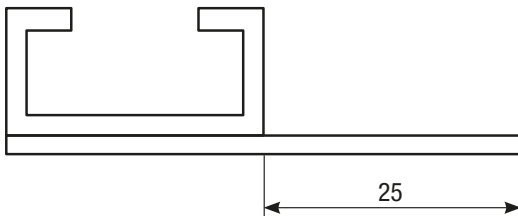
Type "SAC25" | "C"-shaped profile | for edges type B2N



Type "SAL" | "L"-shaped profile | for edges type B2N



Type "SAI" | "I"-shaped profile | for edges type B2N



All edges listed can be supplied in curved version with the following bending radiuses:

Figure "A" | for edges type "B2N"

Minimum bending radius 800 mm

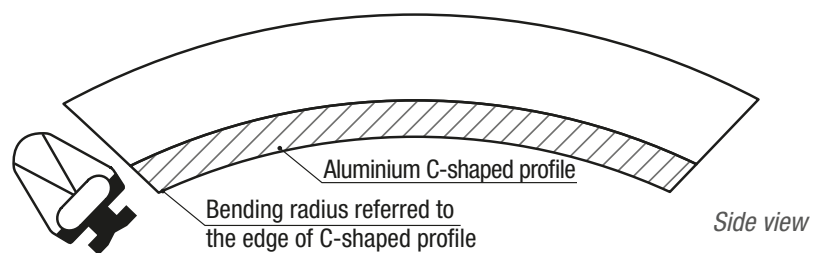
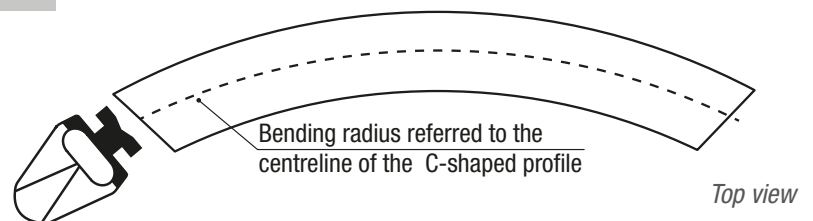


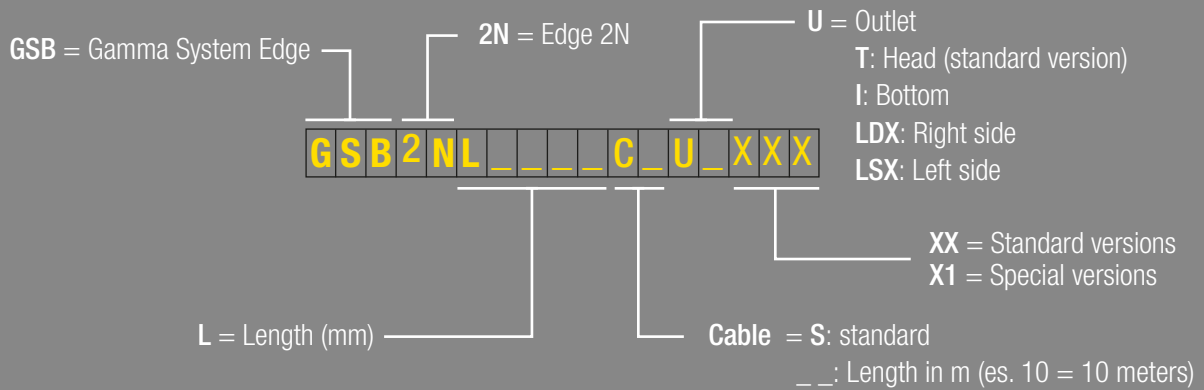
Figure "B" | for edge type "B2N"



Attention: Figure "A" AND Figure "B" not executable together on the same profile.

HOW TO ORDER AN EDGE TYPE "B1N" OR "B2N"

Code



CABLE

S: CS - Standard Cable, 4x0.35 mm², 3 meters FROR 300/500

_ _ : For lengths other than the standard one, please indicate the cable length, e.g. 10 m = **C10**.

Example 1: edge type "B2N" 1000 mm in length with standard cable 3 m in length, head outlet, aluminium profile type SAC25.

GSB2NL1000CSUTXXX

Example 2: edge type "B2N" 1000 mm in length with standard cable 3 m in length, with M8 connector, aluminium profile SAI or SAL 25 or head outlet.

GSB2NL1000CSUTXX1

Example 3: edge type "B2N" 1000 mm in length with standard cable 3 m in length, standard side outlet (right), aluminium profile type SAC25.

GSB2NL1000CSULDXX

Example 4: edge type "B2N" 1000 mm in length with standard cable 3 m in length, with M8 connector, aluminium profile SAI or SAL 25 or side outlet (left).

GSB2NL1000CSULSX1

Example 5: edge "B2N" 1000 mm in length with standard cable 3 m in length, bottom outlet, aluminium profile type SAC25.

GSB2NL1000CSUIXXX

Example 6: edge "B2N" 1000 mm in length with cable 0.6 meters in length, head outlet, aluminium profile type SAC25

GSB2NL1000C06UTXX

Example 7: edge "B2N" 1000 mm in length, double outlet, standard cable 3 m in length, aluminium profile type SAC25.

GSB2NL1000CSCSUTX

Example 8: edge "B2N" 1000 mm in length, double outlet, cable with connector type M8M – M8F.

GSB2NL1000CSCSUT1