



INDUCTIVE SENSORS CYLINDER DC

TABLE OF CONTENT

Designation code

How to read sensor designations

3

Circuit diagrams

Connection according to EN 60947-5-2

4

Sensors

Cylinder G6,5	5
Cylinder M8 - Standard	7
Cylinder M8 - Advanced	9
Cylinder M12 - Shorties	11
Cylinder M12 - Standard	13
Cylinder M12 - Advanced	15
Cylinder M18 - Shorties	17
Cylinder M18 - Standard	19
Cylinder M18 - Advanced	21
Cylinder G20	23
Cylinder M30 - Shorties	24
Cylinder M30 - Standard	26
Cylinder M30 - Advanced	28
Cylinder G34	30

Product overview

All sensors at a glance

31



NOTES



DESIGNATION CODE

Example: **K J 10 - M 30 M B 45 - D P S - V1 - X0000**

1	2	3	4	5	6	7	8	9	10	11	12

1 = Working principle

A	Acoustic		
B	Acceleration sensor		
C	Capacitive		
D	Strain gauge sensor		
H	Hall-effect		
J	Inductive	JR	Inductive ring
		JF	Inductive surface
		JG	Inductive slot
		JD	Metalface
M	Magneto-resistive		
N	Inclination sensor		
R	Reed-contact		
W	Angle sensor		

2 = Switching distance / range

3 = Design

D	Ring housing
G	Cylindrical housing without thread
M	Cylindrical housing with metrical thread
Q	Square housing

4 = Housing diameter / edge length

5 = Housing material

A	Aluminium
E	Stainless steel
K	Plastic
M	Brass, nickel plated
T	PTFE

6 = Installation

B	Shielded
N	Non shielded

7 = Tube length

8 = Operating voltage

AZ	AC alternating current voltage
D	DC direct current voltage
VZ	AC/DC all voltages

9 = Type of output signal

AN	Analog	ANI	Current output
		ANU	Voltage output
CAN	CAN-Bus interface		
N	NPN		
NA	Namur		
P	PNP		
Z	Two wire		

10 = Function

A	Changeover
I	Impulse output
Ö	N.C.
S	N.O.
U	Switchable

11 = Connection

V1	M8 screw-/snap-in
V2	M12 metal
V2/1	M12 plastic
V3	M5 metal
V4	Amphenol Tuchel
V6	Brad Harrison
V7	Valve connector type A
V8	M8 snap-in only
V9	Torson
V10	Valve connector type C
V11	AC connector 1/2" UNF
V12	M18 plastic
VE	Euchner connector
RS232	Data interface
PG	Thread joint PG
Mxx	Thread joint metrical

others as requested

12 = Additional marks

AM	Sensing face in centre
FE	Reduction 1 to steel / iron
HT	High temperature
NF	Reduction 1 to nonferrous metal
SF	Weld field immune
T	Enlarged temperature range
W	Angled sensing face / angled cable exit
X	Customized design with detailed description



INDUCTIVE SENSORS CYLINDER DC

CIRCUIT DIAGRAMS

Circuit diagram for	Cable / clamp connection	Connector V1 ... V9
DPS DC PNP N.O.		
DPÖ DC PNP N.C.		
DPA DC PNP changeover		
DPU DC NO/NC switchable		
DNS DC NPN N.O.		
DNÖ DC NPN N.C.		
DNA DC NPN changeover		
DNU DC NO/NC switchable		
NA Namur EN 60947-5-6		
DZS DC two-wire N.O.		
DZÖ DC two-wire N.C.		
AZS/VZS AC/DC two-wire N.O.		
AZÖ/VZÖ AC/DC two-wire N.C.		
Analog		



INDUCTIVE SENSORS CYLINDER DC

CYLINDER G6,5

General data

Operating voltage U_b	10 ... 30V DC
Ripple voltage U_r	$\leq 10\%$
Voltage drop U_d	$\leq 2,4V$
Max. load current	200mA
Off-state current I_0	$\leq 10mA$
Residual current I_r	$\leq 10\mu A$
Max. switching frequency f	SJ1,5... 2000Hz KJ2... 3000Hz KJ3... 2500Hz
Hysteresis H	typ. $5\% \leq 10\%$ (SJ1,5... $\leq 15\%$)
Repeatability R	$\leq 2\%$ (SJ1,5... $\leq 1\%$)
Temperature range T_a	$-25^\circ C \dots +75^\circ C$
Temperature drift	$\leq 10\%$
Protection class	IP67
EMV-standard	EN 60947-5-2
Switching state	LED
Housing material	brass nickel-plated (SJ1,5... stainless steel)
Front cap	PA 6.6 (SJ1,5... POM)



Selection chart

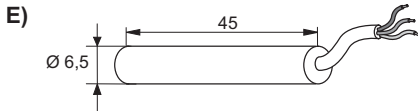
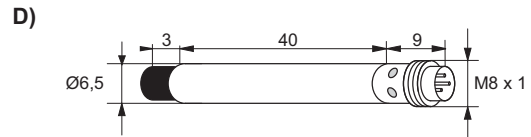
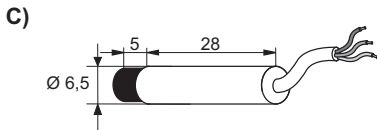
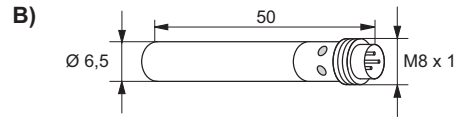
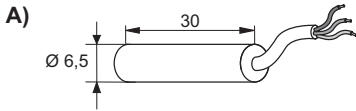
Article number	Designation brass	Mounting	Output signal	Switching distance in mm	Connection	Drawing (next page)
08317816000	KJ2-G6,5MB30-DPS	shielded	PNP	2	2m cable PVC 3 x 0,14mm ²	A
08317826400	KJ2-G6,5MB30-DPÖ	shielded	PNP	2	2m cable PVC 3 x 0,14mm ²	A
08317816100	KJ2-G6,5MB30-DNS	shielded	NPN	2	2m cable PVC 3 x 0,14mm ²	A
08317816500	KJ2-G6,5MB30-DNÖ	shielded	NPN	2	2m cable PVC 3 x 0,14mm ²	A
08317816064	KJ2-G6,5MB50-DPS-V1	shielded	PNP	2	connector M8 3-pole	B
08317816464	KJ2-G6,5MB50-DPÖ-V1	shielded	PNP	2	connector M8 3-pole	B
08317816164	KJ2-G6,5MB50-DNS-V1	shielded	NPN	2	connector M8 3-pole	B
08317816564	KJ2-G6,5MB50-DNÖ-V1	shielded	NPN	2	connector M8 3-pole	B
08317816200	KJ3-G6,5MN33-DPS	non shielded	PNP	3	2m cable PVC 3 x 0,14mm ²	C
08317816600	KJ3-G6,5MN33-DPÖ	non shielded	PNP	3	2m cable PVC 3 x 0,14mm ²	C
08317816300	KJ3-G6,5MN33-DNS	non shielded	NPN	3	2m cable PVC 3 x 0,14mm ²	C
08317816700	KJ3-G6,5MN33-DNÖ	non shielded	NPN	3	2m cable PVC 3 x 0,14mm ²	C
08317816264	KJ3-G6,5MN53-DPS-V1	non shielded	PNP	3	connector M8 3-pole	D
08317816664	KJ3-G6,5MN53-DPÖ-V1	non shielded	PNP	3	connector M8 3-pole	D
08317816364	KJ3-G6,5MN53-DNS-V1	non shielded	NPN	3	connector M8 3-pole	D
08317816764	KJ3-G6,5MN53-DNÖ-V1	non shielded	NPN	3	connector M8 3-pole	D
	Designation stainless steel					
08313651564	SJ1,5-G6,5EB45-DPA	shielded	PNP	1,5	2m cable PVC 4 x 0,15mm ²	E
08313651554	SJ1,5-G6,5EB45-DNA	shielded	NPN	1,5	2m cable PVC 4 x 0,15mm ²	E

Other cable lengths as requested.



CYLINDER G6,5

Dimensions



all data in mm



INDUCTIVE SENSORS CYLINDER DC

CYLINDER M8 - STANDARD

General data

Operating voltage U_b	10 ... 30V DC*
Ripple voltage U_b	$\leq 10\%$
Voltage drop U_d	$\leq 2,4V$ (SJ1,5... $\leq 1,0V$)
Max. load current	200mA
Off-state current I_0	$\leq 10mA$
Residual current I_r	$\leq 10\mu A$
Max. switching frequency f	2000Hz
Hysteresis H	$\leq 15\%$
Repeatability R	$\leq 10\%$ (SJ1,5... $\leq 1,0\%$)
Temperature range T_a	$-25^\circ C \dots +70^\circ C$
Temperature drift	$\leq 10\%$
Protection class	IP67
EMV-standard	according to EN 60947-5-2
Switching state	LED
Housing material	brass nickel-plated, stainless steel
Front cap	brass: PCP stainless steel: POM



* KJ1,5-M8MB50-DPS-V2: 10 ... 35V DC

Selection chart

Article number	Designation brass	Mounting	Output signal	Switching distance in mm	Connection	Drawing (next page)
08317610200	KJ1,5-M8MB40-DPS	shielded	PNP	1,5	2m cable PVC 3 x 0,14mm ²	A
08317610300	KJ1,5-M8MB40-DNS	shielded	NPN	1,5	2m cable PVC 3 x 0,14mm ²	A
08317610264	KJ1,5-M8MB50-DPS-V1	shielded	PNP	1,5	connector M8 3-pole	B
08317610364	KJ1,5-M8MB50-DNS-V1	shielded	NPN	1,5	connector M8 3-pole	B
08317610265	KJ1,5-M8MB50-DPS-V2	shielded	PNP	1,5	connector M12 4-pole	C
08317610365	KJ1,5-M8MB50-DNS-V2	shielded	NPN	1,5	connector M12 4-pole	C
08317610400	KJ2-M8MN40-DPS	non shielded	PNP	2	2m cable PVC 3 x 0,14mm ²	D
08317610500	KJ2-M8MN40-DNS	non shielded	NPN	2	2m cable PVC 3 x 0,14mm ²	D
08317610464	KJ2-M8MN50-DPS-V1	non shielded	PNP	2	connector M8 3-pole	E
08317610564	KJ2-M8MN50-DNS-V1	non shielded	NPN	2	connector M8 3-pole	E
08317610465	KJ2-M8MN50-DPS-V2	non shielded	PNP	2	connector M12 4-pole	F
08317610565	KJ2-M8MN50-DNS-V2	non shielded	NPN	2	connector M12 4-pole	F
	Designation stainless steel					
08313081560	SJ1,5-M8EB45-DPA	shielded	PNP	1,5	2m cable PVC 3 x 0,15mm ²	G
08313081550	SJ1,5-M8EB45-DNA	shielded	NPN	1,5	2m cable PVC 3 x 0,15mm ²	G

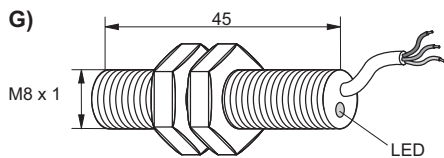
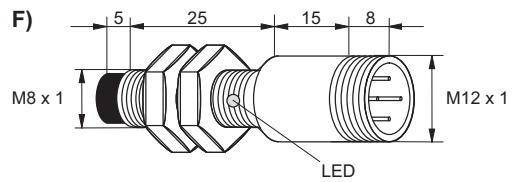
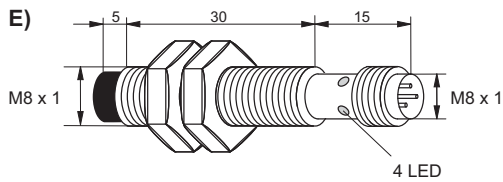
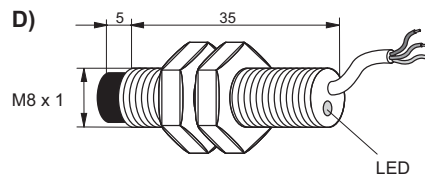
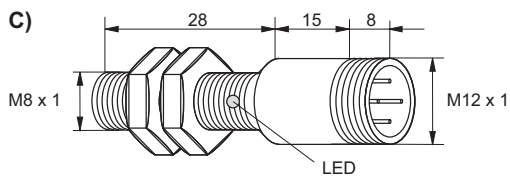
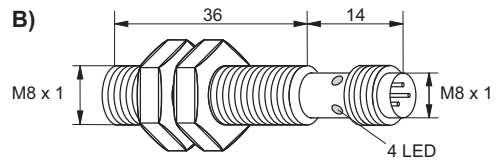
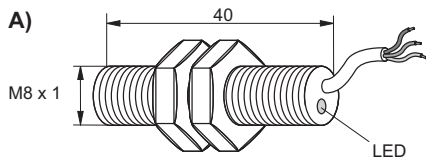
Other cable lengths as requested.



INDUCTIVE SENSORS CYLINDER DC

CYLINDER M8 - STANDARD

Dimensions



all data in mm



INDUCTIVE SENSORS CYLINDER DC

CYLINDER M8 - ADVANCED

General data

Operating voltage U_b	10 ... 30V DC
Ripple voltage U_b	$\leq 10\%$
Voltage drop U_d	$\leq 2,4V$
Max. load current	200mA
Off-state current I_0	$\leq 10mA$
Residual current I_r	$\leq 10\mu A$
Max. switching frequency f	KJ2... 3000Hz KJ3... 2500Hz
Hysteresis H	typ. 5% $\leq 10\%$
Repeatability R	$\leq 10\%$
Temperature range T_a	-25°C ... +70°C
Temperature drift	$\leq 10\%$
Protection class	IP67
EMV-standard	according to EN 60947-5-2
Switching state	LED
Housing material	brass nickel-plated
Front cap	PCP



Selection chart

Article number	Designation	Mounting	Output signal	Switching distance in mm	Connection	Drawing (next page)
08317811000	KJ2-M8MB33-DPS	shielded	PNP	2	2m cable PVC 3 x 0,14mm ²	A
08317811400	KJ2-M8MB33-DPÖ	shielded	PNP	2	2m cable PVC 3 x 0,14mm ²	A
08317811100	KJ2-M8MB33-DNS	shielded	NPN	2	2m cable PVC 3 x 0,14mm ²	A
08317811500	KJ2-M8MB33-DNÖ	shielded	NPN	2	2m cable PVC 3 x 0,14mm ²	A
08317811064	KJ2-M8MB50-DPS-V1	shielded	PNP	2	connector M8 3-pole	B
08317811464	KJ2-M8MB50-DPÖ-V1	shielded	PNP	2	connector M8 3-pole	B
08317811164	KJ2-M8MB50-DNS-V1	shielded	NPN	2	connector M8 3-pole	B
08317811564	KJ2-M8MB50-DNÖ-V1	shielded	NPN	2	connector M8 3-pole	B
08317811050	KJ2-M8MB58-DPS-V2	shielded	PNP	2	connector M12 4-pole	C
08317811450	KJ2-M8MB58-DPÖ-V2	shielded	PNP	2	connector M12 4-pole	C
08317811150	KJ2-M8MB58-DNS-V2	shielded	NPN	2	connector M12 4-pole	C
08317811550	KJ2-M8MB58-DNÖ-V2	shielded	NPN	2	connector M12 4-pole	C
08317811200	KJ3-M8MN33-DPS	non shielded	PNP	3	2m cable PVC 3 x 0,14mm ²	D
08317811600	KJ3-M8MN33-DPÖ	non shielded	PNP	3	2m cable PVC 3 x 0,14mm ²	D
08317811300	KJ3-M8MN33-DNS	non shielded	NPN	3	2m cable PVC 3 x 0,14mm ²	D
08317811700	KJ3-M8MN33-DNÖ	non shielded	NPN	3	2m cable PVC 3 x 0,14mm ²	D
08317811264	KJ3-M8MN50-DPS-V1	non shielded	PNP	3	connector M8 3-pole	E
08317811664	KJ3-M8MN50-DPÖ-V1	non shielded	PNP	3	connector M8 3-pole	E
08317811364	KJ3-M8MN50-DNS-V1	non shielded	NPN	3	connector M8 3-pole	E
08317811764	KJ3-M8MN50-DNÖ-V1	non shielded	NPN	3	connector M8 3-pole	E
08317811250	KJ3-M8MN58-DPS-V2	non shielded	PNP	3	connector M12 4-pole	F
08317811650	KJ3-M8MN58-DPÖ-V2	non shielded	PNP	3	connector M12 4-pole	F
08317811350	KJ3-M8MN58-DNS-V2	non shielded	NPN	3	connector M12 4-pole	F
08317811750	KJ3-M8MN58-DNÖ-V2	non shielded	NPN	3	connector M12 4-pole	F

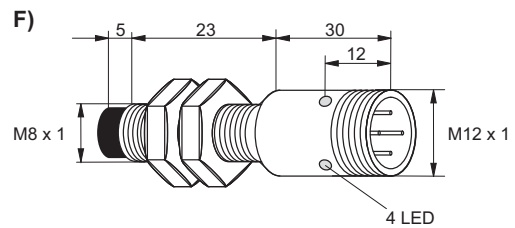
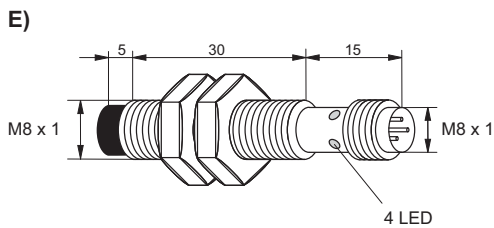
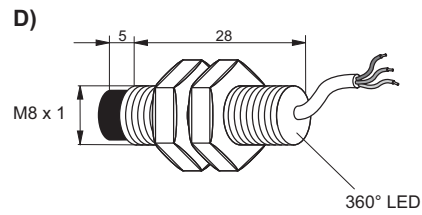
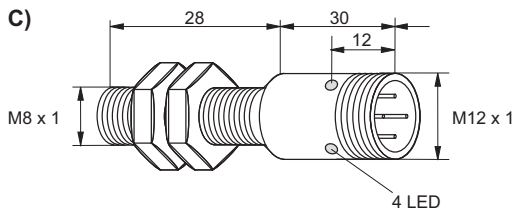
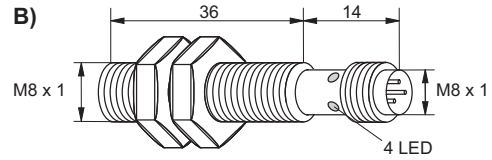
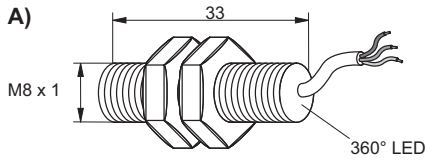
Other cable lengths as requested.



INDUCTIVE SENSORS CYLINDER DC

CYLINDER M8 - ADVANCED

Dimensions



all data in mm



INDUCTIVE SENSORS CYLINDER DC

CYLINDER M12 - SHORTIES

General data

Operating voltage U_b	10 ... 30V DC
Ripple voltage U_b	$\leq 10\%$
Voltage drop U_d	$\leq 2,4V$
Max. load current	200mA
Off-state current I_0	$\leq 13mA$
Residual current I_r	$\leq 10\mu A$
Max. switching frequency f	KJ2... 2000Hz KJ4... 1000Hz
Hysteresis H	$\leq 15\%$
Repeatability R	$\leq 10\%$
Temperature range T_a	-25°C ... +70°C
Temperature drift	$\leq 10\%$
Protection class	IP67
EMV-standard	according to EN 60947-5-2
Switching state	LED
Housing material	brass nickel-plated
Front cap	PA 6.6



Selection chart

Article number	Designation	Mounting	Output signal	Switching distance in mm	Connection	Drawing (next page)
08317822000	KJ2-M12MB35-DPS	shielded	PNP	2	2m cable PVC 3 x 0,34mm ²	A
08317822100	KJ2-M12MB35-DNS	shielded	NPN	2	2m cable PVC 3 x 0,34mm ²	A
08317822064	KJ2-M12MB50-DPS-V1	shielded	PNP	2	connector M8 3-pole	B
08317822164	KJ2-M12MB50-DNS-V1	shielded	NPN	2	connector M8 3-pole	B
08317822065	KJ2-M12MB50-DPS-V2	shielded	PNP	2	connector M12 4-pole	C
08317822165	KJ2-M12MB50-DNS-V2	shielded	NPN	2	connector M12 4-pole	C
08310009173	KJ4-M12MB30-DPS	shielded	PNP	4	2m cable PVC 3 x 0,34mm ²	D
08310000288	KJ4-M12MB50-DPS-V1	shielded	PNP	4	connector M8 3-pole	E
08317824950	KJ4-M12MB50-DPS-V2	shielded	PNP	4	connector M12 4-pole	C
08317822200	KJ4-M12MN35-DPS	non shielded	PNP	4	2m cable PVC 3 x 0,14mm ²	F
08317822300	KJ4-M12MN35-DNS	non shielded	NPN	4	2m cable PVC 3 x 0,14mm ²	F
08317822264	KJ4-M12MN50-DPS-V1	non shielded	PNP	4	connector M8 3-pole	G
08317822364	KJ4-M12MN50-DNS-V1	non shielded	NPN	4	connector M8 3-pole	G
08317822265	KJ4-M12MN50-DPS-V2	non shielded	PNP	4	connector M12 4-pole	H
08317822365	KJ4-M12MN50-DNS-V2	non shielded	NPN	4	connector M12 4-pole	H
0831xxxxxxx	KJ6-M12MN30-DPS	non shielded	PNP	6	2m cable PVC 3 x 0,34mm ²	I
08310000736	KJ6-M12MN50-DPS-V1	non shielded	PNP	6	connector M8 3-pole	G
0831xxxxxxx	KJ6-M12MN50-DPS-V2	non shielded	PNP	6	connector M12 4-pole	H

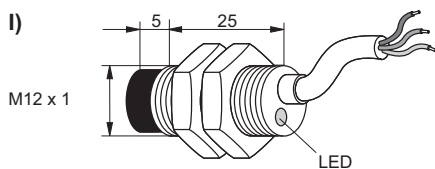
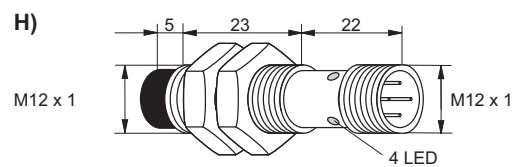
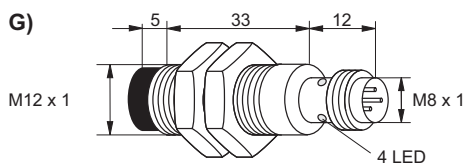
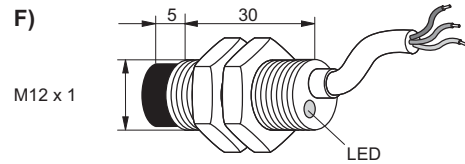
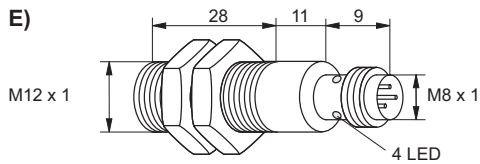
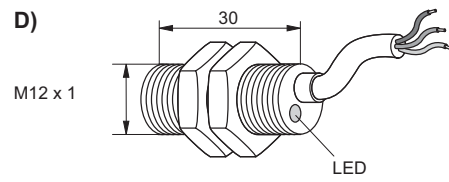
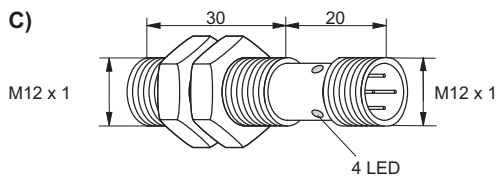
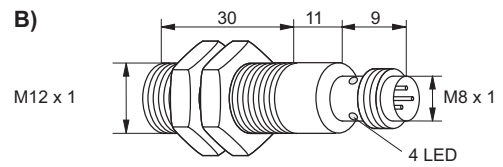
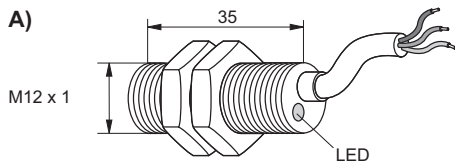
Other cable lengths as requested.



INDUCTIVE SENSORS CYLINDER DC

CYLINDER M12 - SHORTIES

Dimensions



all data in mm



INDUCTIVE SENSORS CYLINDER DC

CYLINDER M12 - STANDARD

General data

Operating voltage U_b	10 ... 30V DC
Ripple voltage U_r	$\leq 10\%$
Voltage drop U_d	$\leq 2,4V$
Max. load current	200mA
Off-state current I_o	$\leq 13mA$
Residual current I_r	$\leq 10\mu A$
Max. switching frequency f	KJ2... 1000Hz (antivalent 2000Hz) KJ4... 800Hz (antivalent 1000Hz)
Hysteresis H	$\leq 15\%$
Repeatability R	$\leq 10\%$
Temperature range T_a	-25°C ... +70°C
Temperature drift	$\leq 10\%$
Protection class	IP67
EMV-standard	nach EN 60947-5-2
Switching state	LED
Housing material	Messing vernickelt
Front cap	PA 6.6



Selection chart

Article number	Designation	Mounting	Output signal	Switching distance in mm	Connection	Drawing (next page)
08317624000	KJ2-M12MB40-DPS	shielded	PNP	2	2m cable PVC 3 x 0,34mm ²	A
08317624400	KJ2-M12MB40-DPÖ	shielded	PNP	2	2m cable PVC 3 x 0,34mm ²	A
08317624100	KJ2-M12MB40-DNS	shielded	NPN	2	2m cable PVC 3 x 0,34mm ²	A
08317624500	KJ2-M12MB40-DNÖ	shielded	NPN	2	2m cable PVC 3 x 0,34mm ²	A
08317624064	KJ2-M12MB60-DPS-V1	shielded	PNP	2	connector M8 3-pole	B
08317624464	KJ2-M12MB60-DPÖ-V1	shielded	PNP	2	connector M8 3-pole	B
08317624164	KJ2-M12MB60-DNS-V1	shielded	NPN	2	connector M8 3-pole	B
08317624564	KJ2-M12MB60-DNÖ-V1	shielded	NPN	2	connector M8 3-pole	B
08317624065	KJ2-M12MB60-DPS-V2	shielded	PNP	2	connector M12 4-pole	C
08317624465	KJ2-M12MB60-DPÖ-V2	shielded	PNP	2	connector M12 4-pole	C
08317624165	KJ2-M12MB60-DNS-V2	shielded	NPN	2	connector M12 4-pole	C
08317624565	KJ2-M12MB60-DNÖ-V2	shielded	NPN	2	connector M12 4-pole	C
08317626200	KJ2-M12MB60-DPA	shielded	PNP	2	2m cable PVC 4 x 0,34mm ²	D
08310000705	KJ2-M12MB60-DNA	shielded	PNP	2	2m cable PVC 4 x 0,34mm ²	D
08317626265	KJ2-M12MB80-DPA-V2	shielded	NPN	2	connector M12 4-pole	E
0831xxxxxxx	KJ2-M12MB80-DNA-V2	shielded	NPN	2	connector M12 4-pole	E
08317624200	KJ4-M12MN40-DPS	non shielded	PNP	4	2m cable PVC 3 x 0,34mm ²	F
08317624600	KJ4-M12MN40-DPÖ	non shielded	NPN	4	2m cable PVC 3 x 0,34mm ²	F
08317624300	KJ4-M12MN40-DNS	non shielded	PNP	4	2m cable PVC 3 x 0,34mm ²	F
08317624700	KJ4-M12MN40-DNÖ	non shielded	NPN	4	2m cable PVC 3 x 0,34mm ²	F
08317624264	KJ4-M12MN60-DPS-V1	non shielded	PNP	4	connector M8 3-pole	G
08317624664	KJ4-M12MN60-DPÖ-V1	non shielded	PNP	4	connector M8 3-pole	G
08317624364	KJ4-M12MN60-DNS-V1	non shielded	NPN	4	connector M8 3-pole	G
08317624764	KJ4-M12MN60-DNÖ-V1	non shielded	NPN	4	connector M8 3-pole	G

Continuation on the next page. Other cable lengths as requested.



INDUCTIVE SENSORS CYLINDER DC

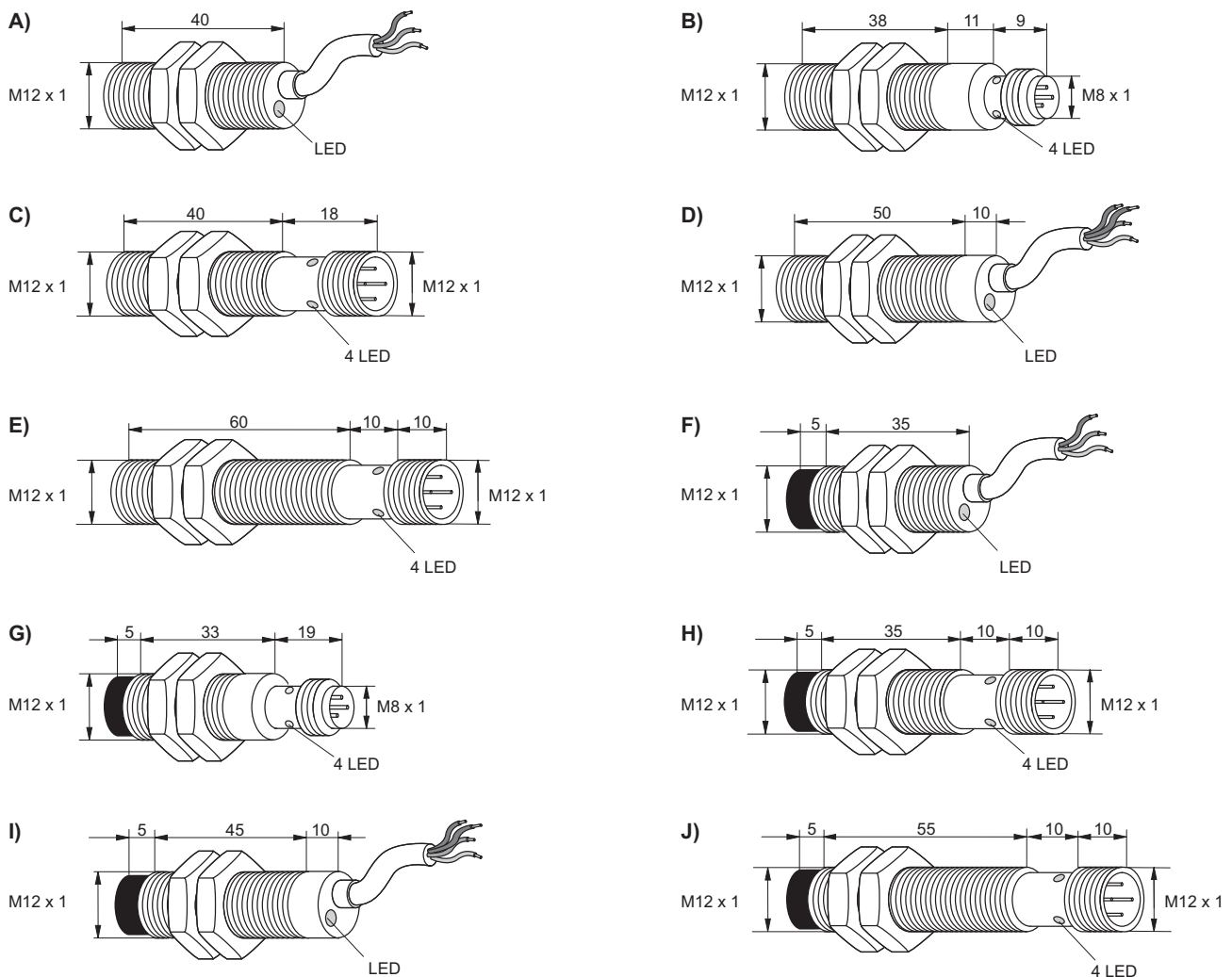
CYLINDER M12 - STANDARD

Selection chart

Article number	Designation	Mounting	Output signal	Switching distance in mm	Connection	Drawing
08317624265	KJ4-M12MN60-DPS-V2	non shielded	PNP	4	connector M12 4-pole	H
08317624665	KJ4-M12MN60-DPÖ-V2	non shielded	PNP	4	connector M12 4-pole	H
08317624365	KJ4-M12MN60-DNS-V2	non shielded	NPN	4	connector M12 4-pole	H
08317624765	KJ4-M12MN60-DNÖ-V2	non shielded	NPN	4	connector M12 4-pole	H
08317626300	KJ4-M12MN60-DPA	non shielded	PNP	4	2m cable PVC 4 x 0,34mm ²	I
08310000019	KJ4-M12MN60-DNA	non shielded	NPN	4	2m cable PVC 4 x 0,34mm ²	I
08317626365	KJ4-M12MN80-DPA-V2	non shielded	PNP	4	connector M12 4-pole	J
0831xxxxxxx	KJ4-M12MN80-DNA-V2	non shielded	NPN	4	connector M12 4-pole	J

Other cable lengths as requested.

Dimensions



all data in mm



INDUCTIVE SENSORS CYLINDER DC

CYLINDER M12 - ADVANCED

General data

Operating voltage U_b	10 ... 30V DC
Ripple voltage U_r	$\leq 10\%$
Voltage drop U_d	$\leq 2,4V$
Max. load current	200mA
Off-state current I_0	$\leq 13mA$
Residual current I_r	$\leq 10\mu A$
Max. switching frequency f	KJ4... 2000Hz KJ6... 1000Hz
Hysteresis H	typ. $5\% \leq 10\%$
Repeatability R	$-25^\circ C \dots +70^\circ C$
Temperature range T_a	$\leq 10\%$
Temperature drift	$\leq 10\%$
Protection class	IP67
EMV-standard	according to EN 60947-5-2
Switching state	LED
Housing material	brass nickel-plated
Front cap	PA 6.6



Selection chart

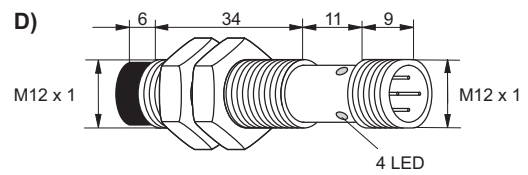
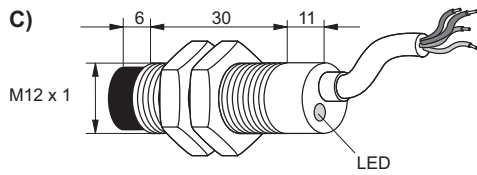
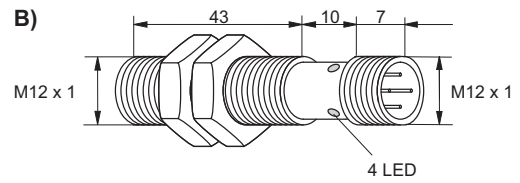
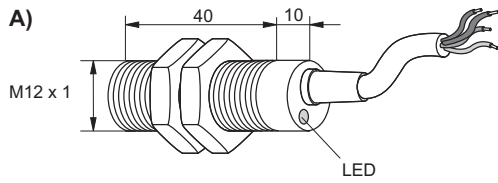
Article number	Designation	Mounting	Output signal	Switching distance in mm	Connection	Drawing (next page)
08317821000	KJ4-M12MB50-DPS	shielded	PNP	4	2m cable PVC 3 x 0,34mm ²	A
08317821400	KJ4-M12MB50-DPÖ	shielded	PNP	4	2m cable PVC 3 x 0,34mm ²	A
08317821100	KJ4-M12MB50-DNS	shielded	NPN	4	2m cable PVC 3 x 0,34mm ²	A
08317821500	KJ4-M12MB50-DNÖ	shielded	NPN	4	2m cable PVC 3 x 0,34mm ²	A
08317821050	KJ4-M12MB60-DPS-V2	shielded	PNP	4	connector M12 4-pole	B
08317821450	KJ4-M12MB60-DPÖ-V2	shielded	PNP	4	connector M12 4-pole	B
08317821150	KJ4-M12MB60-DNS-V2	shielded	NPN	4	connector M12 4-pole	B
08317821550	KJ4-M12MB60-DNÖ-V2	shielded	NPN	4	connector M12 4-pole	B
0831xxxxxxx	KJ4-M12MB50-DPA	shielded	PNP	4	2m cable PVC 4 x 0,34mm ²	A
0831xxxxxxx	KJ4-M12MB50-DNA	shielded	PNP	4	2m cable PVC 4 x 0,34mm ²	A
08310000388	KJ4-M12MB60-DPA-V2	shielded	NPN	4	connector M12 4-pole	B
0831xxxxxxx	KJ4-M12MB60-DNA-V2	shielded	NPN	4	connector M12 4-pole	B
08317821200	KJ6-M12MN50-DPS	non shielded	PNP	6	2m cable PVC 3 x 0,34mm ²	C
08317821600	KJ6-M12MN50-DPÖ	non shielded	PNP	6	2m cable PVC 3 x 0,34mm ²	C
08317821300	KJ6-M12MN50-DNS	non shielded	NPN	6	2m cable PVC 3 x 0,34mm ²	C
08317821700	KJ6-M12MN50-DNÖ	non shielded	NPN	6	2m cable PVC 3 x 0,34mm ²	C
08317821250	KJ6-M12MN60-DPS-V2	non shielded	PNP	6	connector M12 4-pole	D
08317821650	KJ6-M12MN60-DPÖ-V2	non shielded	PNP	6	connector M12 4-pole	D
08317821350	KJ6-M12MN60-DNS-V2	non shielded	NPN	6	connector M12 4-pole	D
08317821750	KJ6-M12MN60-DNÖ-V2	non shielded	NPN	6	connector M12 4-pole	D
0831xxxxxxx	KJ6-M12MN50-DPA	non shielded	PNP	6	2m cable PVC 4 x 0,34mm ²	C
0831xxxxxxx	KJ6-M12MN50-DNA	non shielded	PNP	6	2m cable PVC 4 x 0,34mm ²	C
0831xxxxxxx	KJ6-M12MN60-DPA-V2	non shielded	NPN	6	connector M12 4-pole	D
08310001176	KJ6-M12MN60-DNA-V2	non shielded	NPN	6	connector M12 4-pole	D

Other cable lengths as requested.



CYLINDER M12 - ADVANCED

Dimensions



all data in mm



INDUCTIVE SENSORS CYLINDER DC

CYLINDER M18 - SHORTIES

General data

Operating voltage U_b	10 ... 30V DC
Ripple voltage U_b	$\leq 10\%$
Voltage drop U_d	$\leq 2,4V$
Max. load current	200mA*
Off-state current I_o	$\leq 13mA$
Residual current I_r	$\leq 10\mu A$
Max. switching frequency f	KJ5... 800Hz KJ8... 500Hz
Hysteresis H	$\leq 15\%$
Repeatability R	-25°C ... +70°C
Temperature range T_a	$\leq 10\%$
Temperature drift	$\leq 10\%$
Protection class	IP67
EMV-standard	according to EN 60947-5-2
Switching state	LED
Housing material	brass nickel-plated
Front cap	PCP



* KJ5-M18MB25-DPS: 100mA

Selection chart

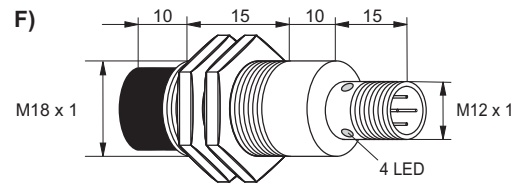
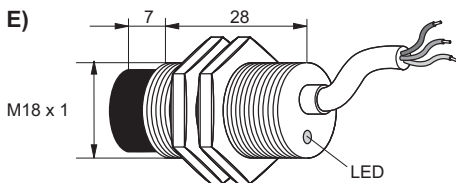
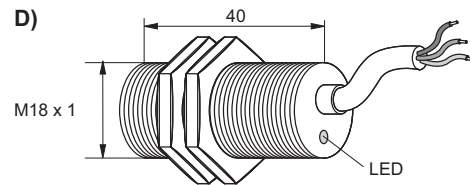
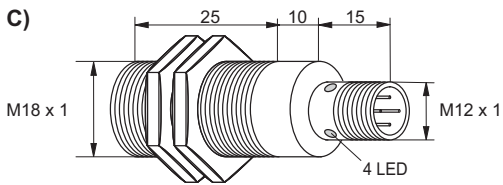
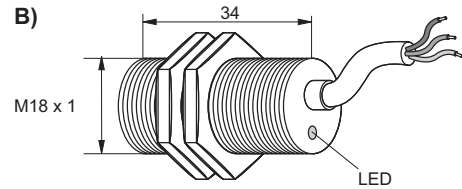
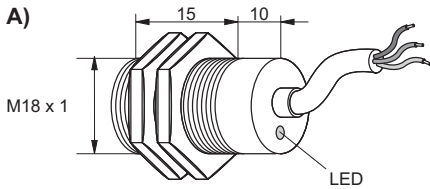
Article number	Designation	Mounting	Output signal	Switching distance in mm	Connection	Drawing (next page)
08310000562	KJ5-M18MB25-DPS	shielded	PNP $\text{—} \text{—} \text{—}$	5	2m cable PVC 3 x 0,34mm ²	A
08317842000	KJ5-M18MB35-DPS	shielded	PNP $\text{—} \text{—} \text{—}$	5	2m cable PVC 3 x 0,34mm ²	B
08317842100	KJ5-M18MB35-DNS	shielded	NPN $\text{—} \text{—} \text{—}$	5	2m cable PVC 3 x 0,34mm ²	B
08317842065	KJ5-M18MB50-DPS-V2	shielded	PNP $\text{—} \text{—} \text{—}$	5	connector M12 4-pole	C
08317842165	KJ5-M18MB50-DNS-V2	shielded	NPN $\text{—} \text{—} \text{—}$	5	connector M12 4-pole	C
08317844900	KJ8-M18MB40-DPS	shielded	PNP $\text{—} \text{—} \text{—}$	8	2m cable PVC 3 x 0,34mm ²	D
08317844800	KJ8-M18MB40-DNS	shielded	NPN $\text{—} \text{—} \text{—}$	8	2m cable PVC 3 x 0,34mm ²	D
08317844950	KJ8-M18MB50-DPS-V2	shielded	PNP $\text{—} \text{—} \text{—}$	8	connector M12 4-pole	C
08317844850	KJ8-M18MB50-DNS-V2	shielded	NPN $\text{—} \text{—} \text{—}$	8	connector M12 4-pole	C
08317842200	KJ8-M18MN35-DPS	non shielded	PNP $\text{—} \text{—} \text{—}$	8	2m cable PVC 3 x 0,34mm ²	E
08317842300	KJ8-M18MN35-DNS	non shielded	NPN $\text{—} \text{—} \text{—}$	8	2m cable PVC 3 x 0,34mm ²	E
08317842265	KJ8-M18MN50-DPS-V2	non shielded	PNP $\text{—} \text{—} \text{—}$	8	connector M12 4-pole	F
08317842365	KJ8-M18MN50-DNS-V2	non shielded	NPN $\text{—} \text{—} \text{—}$	8	connector M12 4-pole	F

Other cable lengths as requested.



CYLINDER M18 - SHORTIES

Dimensions



all data in mm



INDUCTIVE SENSORS CYLINDER DC

CYLINDER M18 - STANDARD

General data

Operating voltage U_b	10 ... 30V DC
Ripple voltage U_b	$\leq 10\%$
Voltage drop U_d	$\leq 2,4V$
Max. load current	200mA
Off-state current I_0	$\leq 13mA$
Residual current I_r	$\leq 10\mu A$
Max. switching frequency f	KJ5... 800Hz KJ8... 500Hz
Hysteresis H	$\leq 15\%$
Repeatability R	$-25^\circ C \dots +70^\circ C$
Temperature range T_a	$\leq 10\%$
Temperature drift	$\leq 10\%$
Protection class	IP67
EMV-standard	according to EN 60947-5-2
Switching state	LED
Housing material	brass nickel-plated
Front cap	PCP (KJ5... and KJ8... cable versions: PA 6.6)



Selection chart

Article number	Designation	Mounting	Output signal	Switching distance in mm	Connection	Drawing (next page)
08317644000	KJ5-M18MB40-DPS	shielded	PNP	5	2m cable PVC 3 x 0,34mm ²	A
08317644400	KJ5-M18MB40-DPÖ	shielded	PNP	5	2m cable PVC 3 x 0,34mm ²	A
08317644100	KJ5-M18MB40-DNS	shielded	NPN	5	2m cable PVC 3 x 0,34mm ²	A
08317644500	KJ5-M18MB40-DNÖ	shielded	NPN	5	2m cable PVC 3 x 0,34mm ²	A
08317644065	KJ5-M18MB65-DPS-V2	shielded	PNP	5	connector M12 4-pole	B
08317644465	KJ5-M18MB65-DPÖ-V2	shielded	PNP	5	connector M12 4-pole	B
08317644165	KJ5-M18MB65-DNS-V2	shielded	NPN	5	connector M12 4-pole	B
08317644565	KJ5-M18MB65-DNÖ-V2	shielded	NPN	5	connector M12 4-pole	B
08317646200	KJ5-M18MB60-DPA	shielded	PNP	5	2m cable PVC 4 x 0,34mm ²	C
0831xxxxxxx	KJ5-M18MB60-DNA	shielded	NPN	5	2m cable PVC 4 x 0,34mm ²	C
08317644200	KJ8-M18MN40-DPS	non shielded	PNP	8	2m cable PVC 3 x 0,34mm ²	D
08317644600	KJ8-M18MN40-DPÖ	non shielded	PNP	8	2m cable PVC 3 x 0,34mm ²	D
08317644300	KJ8-M18MN40-DNS	non shielded	NPN	8	2m cable PVC 3 x 0,34mm ²	D
08317644700	KJ8-M18MN40-DNÖ	non shielded	NPN	8	2m cable PVC 3 x 0,34mm ²	D
08317644265	KJ8-M18MN65-DPS-V2	non shielded	PNP	8	connector M12 4-pole	E
08317644665	KJ8-M18MN65-DPÖ-V2	non shielded	PNP	8	connector M12 4-pole	E
08317644365	KJ8-M18MN65-DNS-V2	non shielded	NPN	8	connector M12 4-pole	E
08317644765	KJ8-M18MN65-DNÖ-V2	non shielded	NPN	8	connector M12 4-pole	E
08317646300	KJ8-M18MN60-DPA	non shielded	PNP	8	2m cable PVC 4 x 0,34mm ²	F
0831xxxxxxx	KJ8-M18MN60-DNA	non shielded	NPN	8	2m cable PVC 4 x 0,34mm ²	F

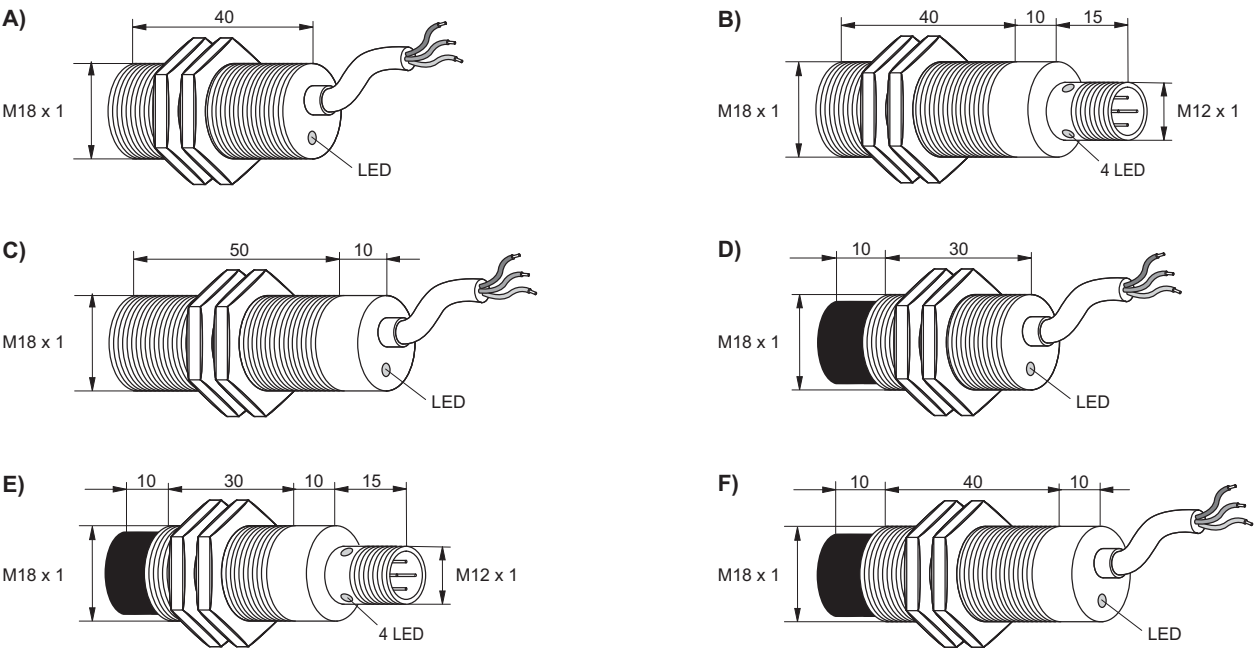
Other cable lengths as requested.



INDUCTIVE SENSORS CYLINDER DC

CYLINDER M18 - STANDARD

Dimensions



all data in mm

p-u-l-s-o-n-i-c
Pulsotronic GmbH & Co. KG

Neue Schichtstraße 14b
D-09366 Niederdorf

☎ +49 (0) 37296 / 930 - 200
☎ +49 (0) 37296 / 930 - 280

✉ info@pulsotronic.de
www.pulsotronic.de

subject to
modifications!



INDUCTIVE SENSORS CYLINDER DC

CYLINDER M18 - ADVANCED

General data

Operating voltage U_b	10 ... 30V DC
Ripple voltage U_b	$\leq 10\%$
Voltage drop U_d	$\leq 2,4V$
Max. load current	200mA
Off-state current I_0	$\leq 10mA$
Residual current I_r	$\leq 10\mu A$
Max. switching frequency f	KJ8... 500Hz
Hysteresis H	$\leq 15\%$
Repeatability R	-25°C ... +70°C
Temperature range T_a	$\leq 10\%$
Temperature drift	$\leq 10\%$
Protection class	IP67
EMV-standard	according to EN 60947-5-2
Switching state	LED
Housing material	brass nickel-plated
Front cap	PCP



Selection chart

Article number	Designation	Mounting	Output signal	Switching distance in mm	Connection	Drawing (next page)
08317643900	KJ8-M18MB60-DPS	shielded	PNP	8	2m cable PVC 3 x 0,34mm ²	A
0831xxxxxxx	KJ8-M18MB60-DPÖ	shielded	PNP	8	2m cable PVC 3 x 0,34mm ²	A
0831xxxxxxx	KJ8-M18MB60-DNS	shielded	NPN	8	2m cable PVC 3 x 0,34mm ²	A
0831xxxxxxx	KJ8-M18MB60-DNÖ	shielded	NPN	8	2m cable PVC 3 x 0,34mm ²	A
08317643965	KJ8-M18MB75-DPS-V2	shielded	PNP	8	connector M12 4-pole	B
0831xxxxxxx	KJ8-M18MB75-DPÖ-V2	shielded	PNP	8	connector M12 4-pole	B
08310000525	KJ8-M18MB75-DNS-V2	shielded	NPN	8	connector M12 4-pole	B
0831xxxxxxx	KJ8-M18MB75-DNÖ-V2	shielded	NPN	8	connector M12 4-pole	B
0831xxxxxxx	KJ8-M18MB60-DPA	shielded	PNP	8	2m cable PVC 3 x 0,34mm ²	A
08310000919	KJ8-M18MB75-DPA-V2	shielded	PNP	8	connector M12 4-pole	B
0831xxxxxxx	KJ12-M18MN60-DPS	non shielded	PNP	12	2m cable PVC 3 x 0,34mm ²	C
0831xxxxxxx	KJ12-M18MN60-DPÖ	non shielded	PNP	12	2m cable PVC 3 x 0,34mm ²	C
0831xxxxxxx	KJ12-M18MN60-DNS	non shielded	NPN	12	2m cable PVC 3 x 0,34mm ²	C
0831xxxxxxx	KJ12-M18MN60-DNÖ	non shielded	NPN	12	2m cable PVC 3 x 0,34mm ²	C
0831xxxxxxx	KJ12-M18MN75-DPS-V2	non shielded	PNP	12	connector M12 4-pole	D
0831xxxxxxx	KJ12-M18MN75-DPÖ-V2	non shielded	PNP	12	connector M12 4-pole	D
0831xxxxxxx	KJ12-M18MN75-DNS-V2	non shielded	NPN	12	connector M12 4-pole	D
0831xxxxxxx	KJ12-M18MN75-DNÖ-V2	non shielded	NPN	12	connector M12 4-pole	D
0831xxxxxxx	KJ12-M18MN60-DPA	non shielded	PNP	12	2m cable PVC 3 x 0,34mm ²	C
0831xxxxxxx	KJ12-M18MN75-DPA-V2	non shielded	PNP	12	connector M12 4-pole	D

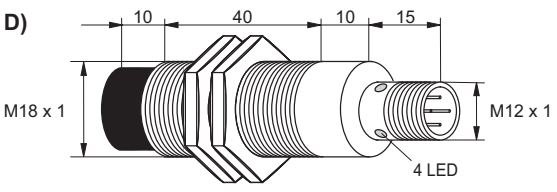
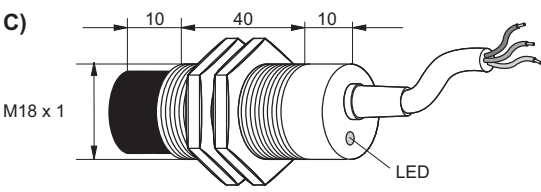
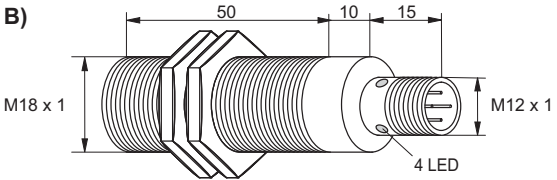
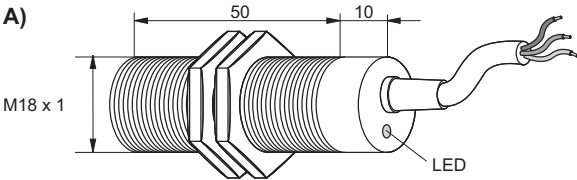
Other cable lengths as requested.



INDUCTIVE SENSORS CYLINDER DC

CYLINDER M18 - ADVANCED

Dimensions



all data in mm

p-u-l-s-o-n-i-c
Pulsotronic GmbH & Co. KG

Neue Schichtstraße 14b
D-09366 Niederdorf

☎ +49 (0) 37296 / 930 - 200
☎ +49 (0) 37296 / 930 - 280

✉ info@pulsotronic.de
www.pulsotronic.de

subject to
modifications!



CYLINDER G20

General data

Operating voltage U_b	10 ... 30V DC
Ripple voltage U_r	$\leq 10\%$
Voltage drop U_d	$\leq 2,4V$
Max. load current	200mA
Off-state current I_o	$\leq 10mA$
Residual current I_r	$\leq 10\mu A$
Max. switching frequency f	500Hz
Hysteresis H	$\leq 15\%$
Repeatability R	$-25^\circ C \dots +70^\circ C$
Temperature range T_a	$\leq 10\%$
Temperature drift	$\leq 10\%$
Protection class	IP67
EMV-standard	according to EN 60947-5-2
Switching state	LED
Housing material	Trogamit T

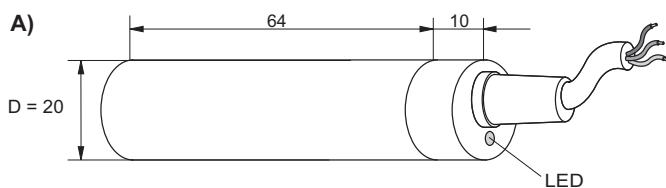


Selection chart

Article number	Designation	Mounting	Output signal	Switching distance in mm	Connection	Drawing
08310537100	KJ10-G20KN-DPS	non shielded	PNP	10	2m cable PVC 3 x 0,34mm ²	A
08310020051	KJ10-G20KN-DPÖ	non shielded	PNP	10	2m cable PVC 3 x 0,34mm ²	A
08310000503	KJ10-G20KN-DPA	non shielded	PNP	10	2m cable PVC 3 x 0,34mm ²	A

Other cable lengths as requested.

Dimensions



all data in mm



CYLINDER M30 - SHORTIES

General data

Operating voltage U_b	10 ... 30V DC
Ripple voltage U_b	$\leq 10\%$
Voltage drop U_d	$\leq 2,4V$
Max. load current	200mA
Off-state current I_0	$\leq 10mA$
Residual current I_r	$\leq 10\mu A$
Max. switching frequency f	KJ10... 500Hz KJ15... 300Hz
Hysteresis H	$\leq 15\%$
Repeatability R	$-25^\circ C \dots +70^\circ C$
Temperature range T_a	$\leq 10\%$
Temperature drift	$\leq 10\%$
Protection class	IP67
EMV-standard	according to EN 60947-5-2
Switching state	LED
Housing material	brass nickel-plated
Front cap	PCP



Selection chart

Article number	Designation	Mounting	Output signal	Switching distance in mm	Connection	Drawing (next page)
08317862000	KJ10-M30MB35-DPS	shielded	PNP	10	2m cable PVC 3 x 0,34mm ²	A
08317862100	KJ10-M30MB35-DNS	shielded	NPN	10	2m cable PVC 3 x 0,34mm ²	A
08317862065	KJ10-M30MB50-DPS-V2	shielded	PNP	10	connector M12 4-pole	B
08317862165	KJ10-M30MB50-DNS-V2	shielded	NPN	10	connector M12 4-pole	B
08317862200	KJ15-M30MN35-DPS	non shielded	PNP	15	2m cable PVC 3 x 0,34mm ²	C
08317862300	KJ15-M30MN35-DNS	non shielded	NPN	15	2m cable PVC 3 x 0,34mm ²	C
08317862265	KJ15-M30MN50-DPS-V2	non shielded	PNP	15	connector M12 4-pole	D
08317862365	KJ15-M30MN50-DNS-V2	non shielded	NPN	15	connector M12 4-pole	D

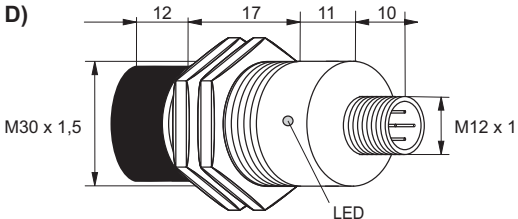
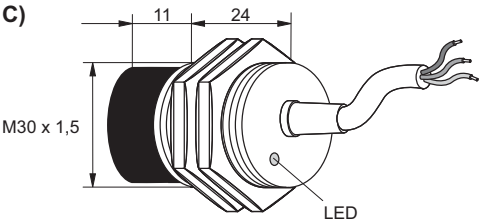
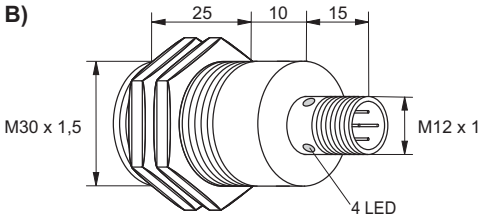
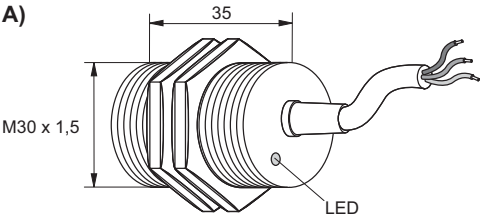
Other cable lengths as requested.



INDUCTIVE SENSORS CYLINDER DC

CYLINDER M30 - SHORTIES

Dimensions



all data in mm

p-u-l-s-o-n-i-c
Pulsotronic GmbH & Co. KG

Neue Schichtstraße 14b
D-09366 Niederdorf

☎ +49 (0) 37296 / 930 - 200
☎ +49 (0) 37296 / 930 - 280

✉ info@pulsotronic.de
www.pulsotronic.de

subject to
modifications!



INDUCTIVE SENSORS CYLINDER DC

CYLINDER M30 - STANDARD

General data

Operating voltage U_b	10 ... 30V DC
Ripple voltage U_b	$\leq 10\%$
Voltage drop U_d	$\leq 2,4V$
Max. load current	200mA
Off-state current I_o	$\leq 13mA$
Residual current I_r	$\leq 10\mu A$
Max. switching frequency f	KJ10... 500Hz KJ15... 300Hz
Hysteresis H	$\leq 15\%$
Repeatability R	$-25^\circ C \dots +70^\circ C$
Temperature range T_a	$\leq 10\%$
Temperature drift	$\leq 10\%$
Protection class	IP67
EMV-standard	according to EN 60947-5-2
Switching state	LED
Housing material	brass nickel-plated



Selection chart

Article number	Designation	Mounting	Output signal	Switching distance in mm	Connection	Drawing (next page)
08317664000	KJ10-M30MB40-DPS	shielded	PNP	10	2m cable PVC 3 x 0,34mm ²	A
08317664400	KJ10-M30MB40-DPÖ	shielded	PNP	10	2m cable PVC 3 x 0,34mm ²	A
08317664100	KJ10-M30MB40-DNS	shielded	NPN	10	2m cable PVC 3 x 0,34mm ²	A
08317664500	KJ10-M30MB40-DNÖ	shielded	NPN	10	2m cable PVC 3 x 0,34mm ²	A
08317664065	KJ10-M30MB75-DPS-V2	shielded	PNP	10	connector M12 4-pole	B
08317664465	KJ10-M30MB75-DPÖ-V2	shielded	PNP	10	connector M12 4-pole	B
08317664165	KJ10-M30MB75-DNS-V2	shielded	NPN	10	connector M12 4-pole	B
08317664565	KJ10-M30MB75-DNÖ-V2	shielded	NPN	10	connector M12 4-pole	B
08317666200	KJ10-M30MB60-DPA	shielded	PNP	10	2m cable PVC 4 x 0,34mm ²	C
08317666265	KJ10-M30MB80-DPA-V2	shielded	PNP	10	2m cable PVC 4 x 0,34mm ²	D
08317664200	KJ15-M30MN40-DPS	non shielded	PNP	15	2m cable PVC 3 x 0,34mm ²	E
08317664600	KJ15-M30MN40-DPÖ	non shielded	PNP	15	2m cable PVC 3 x 0,34mm ²	E
08317664300	KJ15-M30MN40-DNS	non shielded	NPN	15	2m cable PVC 3 x 0,34mm ²	E
08317664700	KJ15-M30MN40-DNÖ	non shielded	NPN	15	2m cable PVC 3 x 0,34mm ²	E
08317664265	KJ15-M30MN75-DPS-V2	non shielded	PNP	15	connector M12 4-pole	F
08317664665	KJ15-M30MN75-DPÖ-V2	non shielded	PNP	15	connector M12 4-pole	F
08317664365	KJ15-M30MN75-DNS-V2	non shielded	NPN	15	connector M12 4-pole	F
08317664765	KJ15-M30MN75-DNÖ-V2	non shielded	NPN	15	connector M12 4-pole	F
08317666300	KJ15-M30MN60-DPA	non shielded	PNP	15	2m cable PVC 4 x 0,34mm ²	G
08317666365	KJ15-M30MN80-DPA-V2	non shielded	PNP	15	2m cable PVC 4 x 0,34mm ²	H

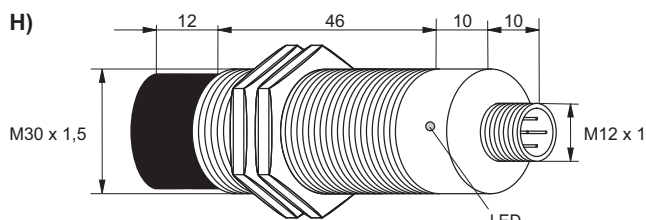
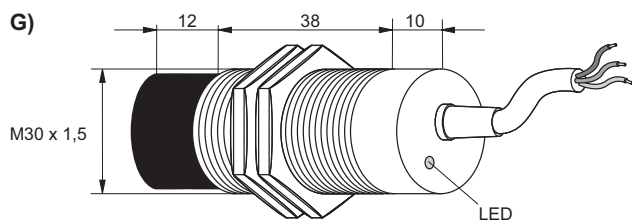
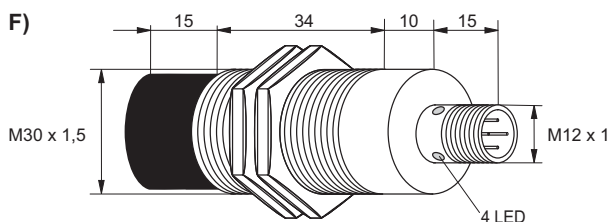
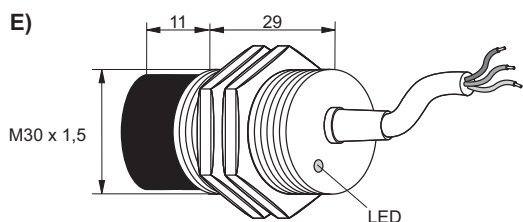
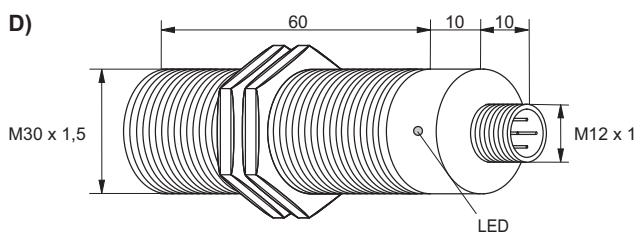
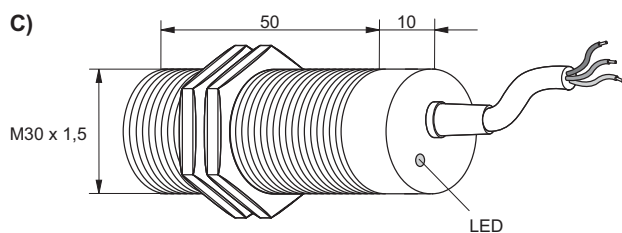
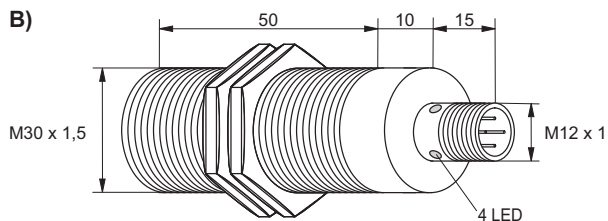
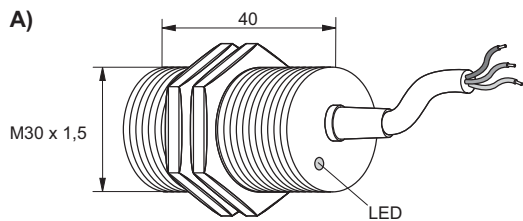
Other cable lengths as requested.



INDUCTIVE SENSORS CYLINDER DC

CYLINDER M30 - STANDARD

Dimensions



all data in mm



CYLINDER M30 - ADVANCED

General data

Operating voltage U_b	10 ... 30V DC
Ripple voltage U_b	$\leq 10\%$
Voltage drop U_d	$\leq 2,4V$
Max. load current	200mA
Off-state current I_0	$\leq 13mA$
Residual current I_r	$\leq 10\mu A$
Max. switching frequency f	KJ15... 500Hz KJ30... 300Hz
Hysteresis H	$\leq 15\%$
Repeatability R	-25°C ... +70°C
Temperature range T_a	$\leq 10\%$
Temperature drift	$\leq 10\%$
Protection class	IP67
EMV-standard	according to EN 60947-5-2
Switching state	LED
Housing material	brass nickel-plated
Front cap	PA 6.6



Selection chart

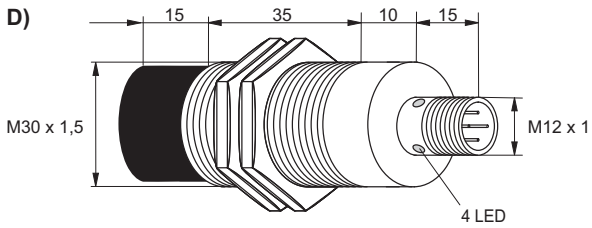
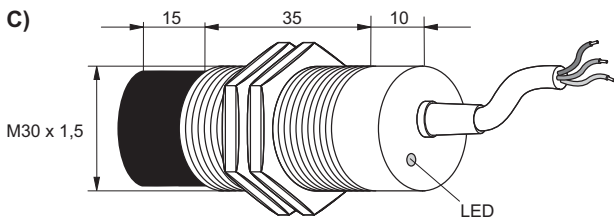
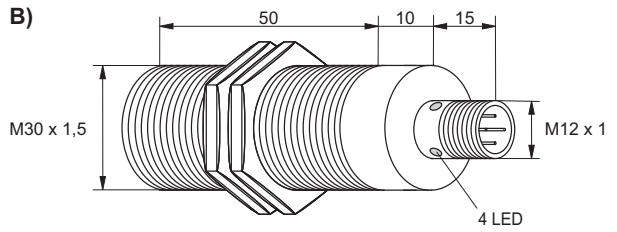
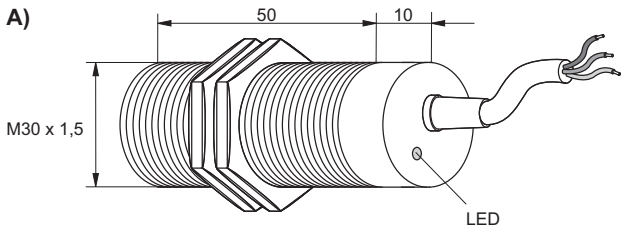
Article number	Designation	Mounting	Output signal	Switching distance in mm	Connection	Drawing (next page)
08317663900	KJ15-M30MB60-DPS	shielded	PNP	15	2m cable PVC 3 x 0,34mm ²	A
0831xxxxxxx	KJ15-M30MB60-DPÖ	shielded	PNP	15	2m cable PVC 3 x 0,34mm ²	A
0831xxxxxxx	KJ15-M30MB60-DNS	shielded	NPN	15	2m cable PVC 3 x 0,34mm ²	A
0831xxxxxxx	KJ15-M30MB60-DNÖ	shielded	NPN	15	2m cable PVC 3 x 0,34mm ²	A
08317663965	KJ15-M30MB75-DPS-V2	shielded	PNP	15	connector M12 4-pole	B
0831xxxxxxx	KJ15-M30MB75-DPÖ-V2	shielded	PNP	15	connector M12 4-pole	B
0831xxxxxxx	KJ15-M30MB75-DNS-V2	shielded	NPN	15	connector M12 4-pole	B
0831xxxxxxx	KJ15-M30MB75-DNÖ-V2	shielded	NPN	15	connector M12 4-pole	B
08310000762	KJ30-M30MN60-DPS	non shielded	PNP	30	2m cable PVC 3 x 0,34mm ²	C
0831xxxxxxx	KJ30-M30MN60-DPÖ	non shielded	PNP	30	2m cable PVC 3 x 0,34mm ²	C
0831xxxxxxx	KJ30-M30MN60-DNS	non shielded	NPN	30	2m cable PVC 3 x 0,34mm ²	C
0831xxxxxxx	KJ30-M30MN60-DNÖ	non shielded	NPN	30	2m cable PVC 3 x 0,34mm ²	C
08310000717	KJ30-M30MN75-DPS-V2	non shielded	PNP	30	connector M12 4-pole	D
0831xxxxxxx	KJ30-M30MN75-DPÖ-V2	non shielded	PNP	30	connector M12 4-pole	D
0831xxxxxxx	KJ30-M30MN75-DNS-V2	non shielded	NPN	30	connector M12 4-pole	D
0831xxxxxxx	KJ30-M30MN75-DNÖ-V2	non shielded	NPN	30	connector M12 4-pole	D

Other cable lengths as requested.



CYLINDER M30 - ADVANCED

Dimensions



all data in mm



INDUCTIVE SENSORS CYLINDER DC

CYLINDER G34 - ADVANCED

General data

Operating voltage U_b	10 ... 30V DC
Ripple voltage U_b	$\leq 10\%$
Voltage drop U_a	$\leq 2,4V$
Max. load current	200mA
Off-state current I_0	$\leq 13mA$
Residual current I_r	$\leq 10\mu A$
Max. switching frequency f	200Hz (antivalent 300Hz)
Hysteresis H	$\leq 15\%$
Repeatability R	-25°C ... +70°C
Temperature range T_a	$\leq 10\%$
Temperature drift	$\leq 10\%$
Protection class	IP67
EMV-standard	according to EN 60947-5-2
Switching state	LED
Housing material	brass nickel-plated
Front cap	PA 6.6

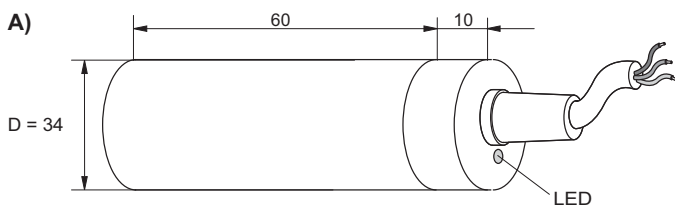


Selection chart

Article number	Designation	Mounting	Output signal	Switching distance in mm	Connection	Drawing
08310000485	KJ20-G34KN-DPS	non shielded	PNP	20	2m cable PVC 3 x 0,34mm ²	A
08310000622	KJ20-G34KN-DPÖ	non shielded	PNP	20	2m cable PVC 3 x 0,34mm ²	A
08310000450	KJ20-G34KN-DPA	non shielded	PNP	20	2m cable PVC 4 x 0,34mm ²	A

Version NPN and other cable lengths as requested.

Dimensions



all data in mm



INDUCTIVE SENSORS CYLINDER DC

PRODUCT OVERVIEW

Product group	Designation	Article number	Matchcode	Page
Inductive Cylinder DC	SJ1,5-G6,5EB45-DPA	08313651564		5
Inductive Cylinder DC	SJ1,5-G6,5EB45-DNA	08313651554		5
Inductive Cylinder DC	KJ1,5-M8MB40-DPS	08317610200	9961-0200	7
Inductive Cylinder DC	KJ1,5-M8MB40-DNS	08317610300	9961-0300	7
Inductive Cylinder DC	KJ1,5-M8MB50-DPS-V1	08317610264	9961-0264	7
Inductive Cylinder DC	KJ1,5-M8MB50-DNS-V1	08317610364	9961-0364	7
Inductive Cylinder DC	KJ1,5-M8MB50-DPS-V2	08317610265	9961-0265	7
Inductive Cylinder DC	KJ1,5-M8MB50-DNS-V2	08317610365	9961-0365	7
Inductive Cylinder DC	SJ1,5-M8EB45-DPA	08313081560		7
Inductive Cylinder DC	SJ1,5-M8EB45-DNA	08313081550		7
Inductive Cylinder DC	KJ2-G6,5MB30-DPS	08317816000	9981-6000	5
Inductive Cylinder DC	KJ2-G6,5MB30-DPÖ	08317816400	9981-6400	5
Inductive Cylinder DC	KJ2-G6,5MB30-DNS	08317816100	9981-6100	5
Inductive Cylinder DC	KJ2-G6,5MB30-DNÖ	08317816500	9981-6500	5
Inductive Cylinder DC	KJ2-G6,5MB50-DPS-V1	08317816064	9981-6064	5
Inductive Cylinder DC	KJ2-G6,5MB50-DPÖ-V1	08317816464	9981-6464	5
Inductive Cylinder DC	KJ2-G6,5MB50-DNS-V1	08317816164	9981-6164	5
Inductive Cylinder DC	KJ2-G6,5MB50-DNÖ-V1	08317816564	9981-6564	5
Inductive Cylinder DC	KJ2-M8MN40-DPS	08317610400	9961-0400	7
Inductive Cylinder DC	KJ2-M8MB33-DPS	08317811000	9981-1000	9
Inductive Cylinder DC	KJ2-M8MB33-DPÖ	08317811400	9981-1400	9
Inductive Cylinder DC	KJ2-M8MN40-DNS	08317610500	9961-0500	7
Inductive Cylinder DC	KJ2-M8MB33-DNS	08317811100	9981-1100	9
Inductive Cylinder DC	KJ2-M8MB33-DNÖ	08317811500	9981-1500	9
Inductive Cylinder DC	KJ2-M8MN50-DPS-V1	08317610464	9961-0464	7
Inductive Cylinder DC	KJ2-M8MB50-DPS-V1	08317811064	9981-1064	9
Inductive Cylinder DC	KJ2-M8MB50-DPÖ-V1	08317811464	9981-1464	9
Inductive Cylinder DC	KJ2-M8MN50-DNS-V1	08317610564	9961-0564	7
Inductive Cylinder DC	KJ2-M8MB50-DNS-V1	08317811164	9981-1164	9
Inductive Cylinder DC	KJ2-M8MB50-DNÖ-V1	08317811564	9981-1564	9
Inductive Cylinder DC	KJ2-M8MN50-DPS-V2	08317610465	9961-0465	7
Inductive Cylinder DC	KJ2-M8MB58-DPS-V2	08317811050	9981-1050	9
Inductive Cylinder DC	KJ2-M8MB58-DPÖ-V2	08317811450	9981-1450	9
Inductive Cylinder DC	KJ2-M8MN50-DNS-V2	08317610565	9961-0565	7
Inductive Cylinder DC	KJ2-M8MB58-DNS-V2	08317811150	9981-1150	9
Inductive Cylinder DC	KJ2-M8MB58-DNÖ-V2	08317811550	9981-1550	9
Inductive Cylinder DC	KJ2-M12MB35-DPS	08317822000	9982-2000	11
Inductive Cylinder DC	KJ2-M12MB40-DPS	08317624000	9962-4000	13
Inductive Cylinder DC	KJ2-M12MB40-DPÖ	08317624400	9962-4400	13
Inductive Cylinder DC	KJ2-M12MB35-DNS	08317822100	9982-2100	11
Inductive Cylinder DC	KJ2-M12MB40-DNS	08317624100	9962-4100	13
Inductive Cylinder DC	KJ2-M12MB40-DNÖ	08317624500	9962-4500	13
Inductive Cylinder DC	KJ2-M12MB50-DPS-V1	08317822064	9982-2064	11
Inductive Cylinder DC	KJ2-M12MB60-DPS-V1	08317624064	9962-4064	13
Inductive Cylinder DC	KJ2-M12MB60-DPÖ-V1	08317624464	9962-4464	13
Inductive Cylinder DC	KJ2-M12MB50-DNS-V1	08317822164	9982-2164	11
Inductive Cylinder DC	KJ2-M12MB60-DNS-V1	08317624164	9962-4164	13



INDUCTIVE SENSORS CYLINDER DC

PRODUCT OVERVIEW

Product group	Designation	Article number	Matchcode	Page
Inductive Cylinder DC	KJ2-M12MB60-DNÖ-V1	08317624564	9962-4564	13
Inductive Cylinder DC	KJ2-M12MB50-DPS-V2	08317822065	9982-2065	11
Inductive Cylinder DC	KJ2-M12MB60-DPS-V2	08317624065	9962-4065	13
Inductive Cylinder DC	KJ2-M12MB60-DPÖ-V2	08317624465	9962-4465	13
Inductive Cylinder DC	KJ2-M12MB50-DNS-V2	08317822165	9982-2165	11
Inductive Cylinder DC	KJ2-M12MB60-DNS-V2	08317624165	9962-4165	13
Inductive Cylinder DC	KJ2-M12MB60-DNÖ-V2	08317624565	9962-4565	13
Inductive Cylinder DC	KJ2-M12MB60-DPA	08317626200	9962-6200	13
Inductive Cylinder DC	KJ2-M12MB60-DNA	08310000705		13
Inductive Cylinder DC	KJ2-M12MB80-DPA-V2	08317626265	9962-6265	13
Inductive Cylinder DC	KJ2-M12MB80-DNA-V2	0831xxxxxxx		13
Inductive Cylinder DC	KJ3-G6,5MN33-DPS	08317816200	9981-6200	5
Inductive Cylinder DC	KJ3-G6,5MN33-DPÖ	08317816600	9981-6600	5
Inductive Cylinder DC	KJ3-G6,5MN33-DNS	08317816300	9981-6300	5
Inductive Cylinder DC	KJ3-G6,5MN33-DNÖ	08317816700	9981-6700	5
Inductive Cylinder DC	KJ3-G6,5MN53-DPÖ-V1	08317816664	9981-6664	5
Inductive Cylinder DC	KJ3-G6,5MN53-DPS-V1	08317816264	9981-6264	5
Inductive Cylinder DC	KJ3-G6,5MN53-DNS-V1	08317816364	9981-6364	5
Inductive Cylinder DC	KJ3-G6,5MN53-DNÖ-V1	08317816764	9981-6764	5
Inductive Cylinder DC	KJ3-M8MN33-DPS	08317811200	9981-1200	9
Inductive Cylinder DC	KJ3-M8MN33-DPÖ	08317811600	9981-1600	9
Inductive Cylinder DC	KJ3-M8MN33-DNS	08317811300	9981-1300	9
Inductive Cylinder DC	KJ3-M8MN33-DNÖ	08317811700	9981-1700	9
Inductive Cylinder DC	KJ3-M8MN50-DPS-V1	08317811264	9981-1264	9
Inductive Cylinder DC	KJ3-M8MN50-DPÖ-V1	08317811664	9981-1664	9
Inductive Cylinder DC	KJ3-M8MN50-DNS-V1	08317811364	9981-1364	9
Inductive Cylinder DC	KJ3-M8MN50-DNÖ-V1	08317811764	9981-1764	9
Inductive Cylinder DC	KJ3-M8MN58-DPS-V2	08317811250	9981-1250	9
Inductive Cylinder DC	KJ3-M8MN58-DPÖ-V2	08317811650	9981-1650	9
Inductive Cylinder DC	KJ3-M8MN58-DNS-V2	08317811350	9981-1350	9
Inductive Cylinder DC	KJ3-M8MN58-DNÖ-V2	08317811750	9981-1750	9
Inductive Cylinder DC	KJ4-M12MB30-DPS	08310009173		11
Inductive Cylinder DC	KJ4-M12MN35-DPS	08317822200	9982-2200	11
Inductive Cylinder DC	KJ4-M12MN40-DPS	08317624200	9962-4200	13
Inductive Cylinder DC	KJ4-M12MB50-DPS	08317821000	9982-1000	15
Inductive Cylinder DC	KJ4-M12MN40-DPÖ	08317624600	9962-4600	13
Inductive Cylinder DC	KJ4-M12MB50-DPÖ	08317821400	9982-1400	15
Inductive Cylinder DC	KJ4-M12MN35-DNS	08317822300	9982-2300	13
Inductive Cylinder DC	KJ4-M12MN40-DNS	08317624300	9962-4300	15
Inductive Cylinder DC	KJ4-M12MB50-DNS	08317821100	9982-1100	15
Inductive Cylinder DC	KJ4-M12MN40-DNÖ	08317624700	9962-4700	13
Inductive Cylinder DC	KJ4-M12MB50-DNÖ	08317821500	9982-1500	15
Inductive Cylinder DC	KJ4-M12MB50-DPS-V1	08310000288		11
Inductive Cylinder DC	KJ4-M12MN50-DPS-V1	08317822264	9982-2264	11
Inductive Cylinder DC	KJ4-M12MN60-DPS-V1	08317624264	9962-4264	13
Inductive Cylinder DC	KJ4-M12MN60-DPÖ-V1	08317624664	9962-4664	13
Inductive Cylinder DC	KJ4-M12MN50-DNS-V1	08317822364	9982-2364	11



INDUCTIVE SENSORS CYLINDER DC

PRODUCT OVERVIEW

Product group	Designation	Article number	Matchcode	Page
Inductive Cylinder DC	KJ4-M12MN60-DNS-V1	08317624364	9962-4364	13
Inductive Cylinder DC	KJ4-M12MN60-DNÖ-V1	08317624764	9962-4764	13
Inductive Cylinder DC	KJ4-M12MB50-DPS-V2	08317824950	9982-4950	11
Inductive Cylinder DC	KJ4-M12MN50-DPS-V2	08317822265	9982-2265	11
Inductive Cylinder DC	KJ4-M12MN60-DPS-V2	08317624265	9962-4265	14
Inductive Cylinder DC	KJ4-M12MB60-DPS-V2	08317821050	9982-1050	15
Inductive Cylinder DC	KJ4-M12MN60-DPÖ-V2	08317624665	9962-4665	14
Inductive Cylinder DC	KJ4-M12MB60-DPÖ-V2	08317821450	9982-1450	15
Inductive Cylinder DC	KJ4-M12MN50-DNS-V2	08317822365	9982-2365	11
Inductive Cylinder DC	KJ4-M12MN60-DNS-V2	08317624365	9962-4365	14
Inductive Cylinder DC	KJ4-M12MB60-DNS-V2	08317821150	9982-1150	15
Inductive Cylinder DC	KJ4-M12MN60-DNÖ-V2	08317624765	9962-4765	14
Inductive Cylinder DC	KJ4-M12MB60-DNÖ-V2	08317821550	9982-1550	15
Inductive Cylinder DC	KJ4-M12MN60-DPA	08317626300	9962-6300	14
Inductive Cylinder DC	KJ4-M12MB50-DPA	0831xxxxxxx		15
Inductive Cylinder DC	KJ4-M12MN60-DNA	08310000019		14
Inductive Cylinder DC	KJ4-M12MB50-DNA	0831xxxxxxx		15
Inductive Cylinder DC	KJ4-M12MN80-DPA-V2	08317626365	9962-6365	14
Inductive Cylinder DC	KJ4-M12MB60-DPA-V2	08310000388		15
Inductive Cylinder DC	KJ4-M12MN80-DNA-V2	0831xxxxxxx		14
Inductive Cylinder DC	KJ4-M12MB60-DNA-V2	0831xxxxxxx		15
Inductive Cylinder DC	KJ5-M18MB25-DPS	08310000562		17
Inductive Cylinder DC	KJ5-M18MB35-DPS	08317842000	9984-2000	17
Inductive Cylinder DC	KJ5-M18MB40-DPS	08317644000	9964-4000	19
Inductive Cylinder DC	KJ5-M18MB40-DPÖ	08317644400	9964-4400	19
Inductive Cylinder DC	KJ5-M18MB35-DNS	08317842100	9984-2100	17
Inductive Cylinder DC	KJ5-M18MB40-DNS	08317644100	9964-4100	19
Inductive Cylinder DC	KJ5-M18MB40-DNÖ	08317644500	9964-4500	19
Inductive Cylinder DC	KJ5-M18MB50-DPS-V2	08317842065	9984-2065	17
Inductive Cylinder DC	KJ5-M18MB65-DPS-V2	08317644065	9964-4065	19
Inductive Cylinder DC	KJ5-M18MB65-DPÖ-V2	08317644465	9964-4465	19
Inductive Cylinder DC	KJ5-M18MB50-DNS-V2	08317842165	9984-2165	17
Inductive Cylinder DC	KJ5-M18EB65-DNS-V2	08317644165	9064-4165	19
Inductive Cylinder DC	KJ5-M18MB65-DNÖ-V2	08317644565	9964-4565	19
Inductive Cylinder DC	KJ5-M18MB60-DPA	08317646200	9964-6200	19
Inductive Cylinder DC	KJ5-M18MB60-DNA	0831xxxxxxx		19
Inductive Cylinder DC	KJ6-M12MN30-DPS	0831xxxxxxx		11
Inductive Cylinder DC	KJ6-M12MN50-DPS	08317821200	9982-1200	15
Inductive Cylinder DC	KJ6-M12MN50-DPÖ	08317821600	9982-1600	15
Inductive Cylinder DC	KJ6-M12MN50-DNS	08317821300	9982-1300	15
Inductive Cylinder DC	KJ6-M12MN50-DNÖ	08317821700	9982-1700	15
Inductive Cylinder DC	KJ6-M12MN50-DPS-V1	08310000736		11
Inductive Cylinder DC	KJ6-M12MN50-DPS-V2	0831xxxxxxx		11
Inductive Cylinder DC	KJ6-M12MN60-DPS-V2	08317821250	9982-1250	15
Inductive Cylinder DC	KJ6-M12MN60-DPÖ-V2	08317821650	9982-1650	15
Inductive Cylinder DC	KJ6-M12MN60-DNS-V2	08317821350		15
Inductive Cylinder DC	KJ6-M12MN60-DNÖ-V2	08317821750	9982-1750	15



INDUCTIVE SENSORS CYLINDER DC

PRODUCT OVERVIEW

Product group	Designation	Article number	Matchcode	Page
Inductive Cylinder DC	KJ6-M12MN50-DPA	0831xxxxxxx		15
Inductive Cylinder DC	KJ6-M12MN50-DNA	0831xxxxxxx		15
Inductive Cylinder DC	KJ6-M12MN60-DPA-V2	0831xxxxxxx		15
Inductive Cylinder DC	KJ6-M12MN60-DNA-V2	08310001176		15
Inductive Cylinder DC	KJ8-M18MB40-DPS	08317844900	9984-4900	17
Inductive Cylinder DC	KJ8-M18MN35-DPS	08317842200	9984-2200	17
Inductive Cylinder DC	KJ8-M18MN40-DPS	08317644200	9964-4200	19
Inductive Cylinder DC	KJ8-M18MB60-DPS	08317643900	9964-3900	21
Inductive Cylinder DC	KJ8-M18MN40-DPÖ	08317644600	9964-4600	19
Inductive Cylinder DC	KJ8-M18MB60-DPÖ	0831xxxxxxx		21
Inductive Cylinder DC	KJ8-M18MB40-DNS	08317844800		17
Inductive Cylinder DC	KJ8-M18MN35-DNS	08317842300	9984-2300	17
Inductive Cylinder DC	KJ8-M18MN40-DNS	08317644300	9964-4300	19
Inductive Cylinder DC	KJ8-M18MB60-DNS	0831xxxxxxx		21
Inductive Cylinder DC	KJ8-M18MN40-DNÖ	08317644700	9964-4700	19
Inductive Cylinder DC	KJ8-M18MB60-DNÖ	0831xxxxxxx		21
Inductive Cylinder DC	KJ8-M18MB50-DPS-V2	08317844950	9984-4950	17
Inductive Cylinder DC	KJ8-M18MN50-DPS-V2	08317842265	9984-2265	17
Inductive Cylinder DC	KJ8-M18MN65-DPS-V2	08317644265	9964-4265	19
Inductive Cylinder DC	KJ8-M18MB75-DPS-V2	08317643965	9964-3965	21
Inductive Cylinder DC	KJ8-M18MN65-DPÖ-V2	08317644665	9964-4665	19
Inductive Cylinder DC	KJ8-M18MB75-DPÖ-V2	0831xxxxxxx		21
Inductive Cylinder DC	KJ8-M18MB50-DNS-V2	08317844850		17
Inductive Cylinder DC	KJ8-M18MN50-DNS-V2	08317842365	9984-2365	17
Inductive Cylinder DC	KJ8-M18MN65-DNS-V2	08317644365	9964-4365	19
Inductive Cylinder DC	KJ8-M18MB75-DNS-V2	08310000525		21
Inductive Cylinder DC	KJ8-M18MN65-DNÖ-V2	08317644765	9964-4765	19
Inductive Cylinder DC	KJ8-M18MB75-DNÖ-V2	0831xxxxxxx		21
Inductive Cylinder DC	KJ8-M18MN60-DPA	08317646300	9964-6300	19
Inductive Cylinder DC	KJ8-M18MB60-DPA	0831xxxxxxx		21
Inductive Cylinder DC	KJ8-M18MN60-DNA	0831xxxxxxx		19
Inductive Cylinder DC	KJ8-M18MB75-DPA-V2	08310000919		21
Inductive Cylinder DC	KJ10-G20KN-DPÖ	08310020051		23
Inductive Cylinder DC	KJ10-G20KN-DPA	08310000503		23
Inductive Cylinder DC	KJ10-G20KN-DPS	08310537100		23
Inductive Cylinder DC	KJ10-M30MB35-DPS	08317862000	9986-2000	24
Inductive Cylinder DC	KJ10-M30MB40-DPS	08317664000	9966-4000	26
Inductive Cylinder DC	KJ10-M30MB40-DPÖ	08317664400	9966-4400	26
Inductive Cylinder DC	KJ10-M30MB35-DNS	08317862100	9986-2100	24
Inductive Cylinder DC	KJ10-M30MB40-DNS	08317664100	9966-4100	26
Inductive Cylinder DC	KJ10-M30MB40-DNÖ	08317664500	9966-4500	26
Inductive Cylinder DC	KJ10-M30MB50-DPS-V2	08317862065	9986-2065	24
Inductive Cylinder DC	KJ10-M30MB75-DPS-V2	08317664065	9966-4065	26
Inductive Cylinder DC	KJ10-M30MB75-DPÖ-V2	08317664465	9966-4465	26
Inductive Cylinder DC	KJ10-M30MB50-DNS-V2	08317862165	9986-2165	24
Inductive Cylinder DC	KJ10-M30MB75-DNS-V2	08317664165	9966-4165	26
Inductive Cylinder DC	KJ10-M30MB60-DNÖ-V2	08317664565	9966-4565	26



INDUCTIVE SENSORS CYLINDER DC

PRODUCT OVERVIEW

Product group	Designation	Article number	Matchcode	Page
Inductive Cylinder DC	KJ10-M30MB60-DPA	08317666200	9966-6200	26
Inductive Cylinder DC	KJ10-M30MB80-DPA-V2	08317666265	9966-6265	26
Inductive Cylinder DC	KJ12-M18MN60-DPS	0831xxxxxxx		21
Inductive Cylinder DC	KJ12-M18MN60-DPÖ	0831xxxxxxx		21
Inductive Cylinder DC	KJ12-M18MN60-DNS	0831xxxxxxx		21
Inductive Cylinder DC	KJ12-M18MN60-DNÖ	0831xxxxxxx		21
Inductive Cylinder DC	KJ12-M18MN75-DPS-V2	0831xxxxxxx		21
Inductive Cylinder DC	KJ12-M18MN75-DPÖ-V2	0831xxxxxxx		21
Inductive Cylinder DC	KJ12-M18MN75-DNS-V2	0831xxxxxxx		21
Inductive Cylinder DC	KJ12-M18MN75-DNÖ-V2	0831xxxxxxx		21
Inductive Cylinder DC	KJ12-M18MN60-DPA	0831xxxxxxx		21
Inductive Cylinder DC	KJ12-M18MN75-DPA-V2	0831xxxxxxx		21
Inductive Cylinder DC	KJ15-M30MN35-DPS	08317862200	9986-2200	24
Inductive Cylinder DC	KJ15-M30MN40-DPS	08317664200	9966-4200	26
Inductive Cylinder DC	KJ15-M30MB60-DPS	08317663900	9966-3900	28
Inductive Cylinder DC	KJ15-M30MN40-DPÖ	08317664600	9966-4600	26
Inductive Cylinder DC	KJ15-M30MB60-DPÖ	0831xxxxxxx		28
Inductive Cylinder DC	KJ15-M30MN35-DNS	08317862300	9986-2300	24
Inductive Cylinder DC	KJ15-M30MN40-DNS	08317664300	9966-4300	26
Inductive Cylinder DC	KJ15-M30MB60-DNS	0831xxxxxxx		28
Inductive Cylinder DC	KJ15-M30MN40-DNÖ	08317664700	9966-4700	26
Inductive Cylinder DC	KJ15-M30MB60-DNÖ	0831xxxxxxx		28
Inductive Cylinder DC	KJ15-M30MN50-DPS-V2	08317862265	9986-2265	24
Inductive Cylinder DC	KJ15-M30MN75-DPS-V2	08317664265	9966-4265	26
Inductive Cylinder DC	KJ15-M30MB75-DPS-V2	08317663965	9966-3965	28
Inductive Cylinder DC	KJ15-M30MN75-DPÖ-V2	08317664665	9966-4665	26
Inductive Cylinder DC	KJ15-M30MB75-DPÖ-V2	0831xxxxxxx		60
Inductive Cylinder DC	KJ15-M30MN50-DNS-V2	08317862365	9986-2365	24
Inductive Cylinder DC	KJ15-M30MN75-DNS-V2	08317664365	9966-4365	26
Inductive Cylinder DC	KJ15-M30MB75-DNS-V2	0831xxxxxxx		28
Inductive Cylinder DC	KJ15-M30MN75-DNÖ-V2	08317664765	9966-4765	26
Inductive Cylinder DC	KJ15-M30MB75-DNÖ-V2	0831xxxxxxx		28
Inductive Cylinder DC	KJ15-M30MN60-DPA	08317666300	9966-6300	26
Inductive Cylinder DC	KJ15-M30MN80-DPA-V2	08317666365	9966-6365	26
Inductive Cylinder DC	KJ20-G34KN-DPS	08310000485		30
Inductive Cylinder DC	KJ20-G34KN-DPÖ	08310000622		30
Inductive Cylinder DC	KJ20-G34KN-DPA	08310000450		30
Inductive Cylinder DC	KJ30-M30MN60-DPS	08310000762		28
Inductive Cylinder DC	KJ30-M30MN60-DPÖ	0831xxxxxxx		28
Inductive Cylinder DC	KJ30-M30MN60-DNS	0831xxxxxxx		28
Inductive Cylinder DC	KJ30-M30MN60-DNÖ	0831xxxxxxx		28
Inductive Cylinder DC	KJ30-M30MN75-DPS-V2	08310000717		28
Inductive Cylinder DC	KJ30-M30MN75-DPÖ-V2	0831xxxxxxx		28
Inductive Cylinder DC	KJ30-M30MN75-DNS-V2	0831xxxxxxx		28
Inductive Cylinder DC	KJ30-M30MN75-DNÖ-V2	0831xxxxxxx		28